

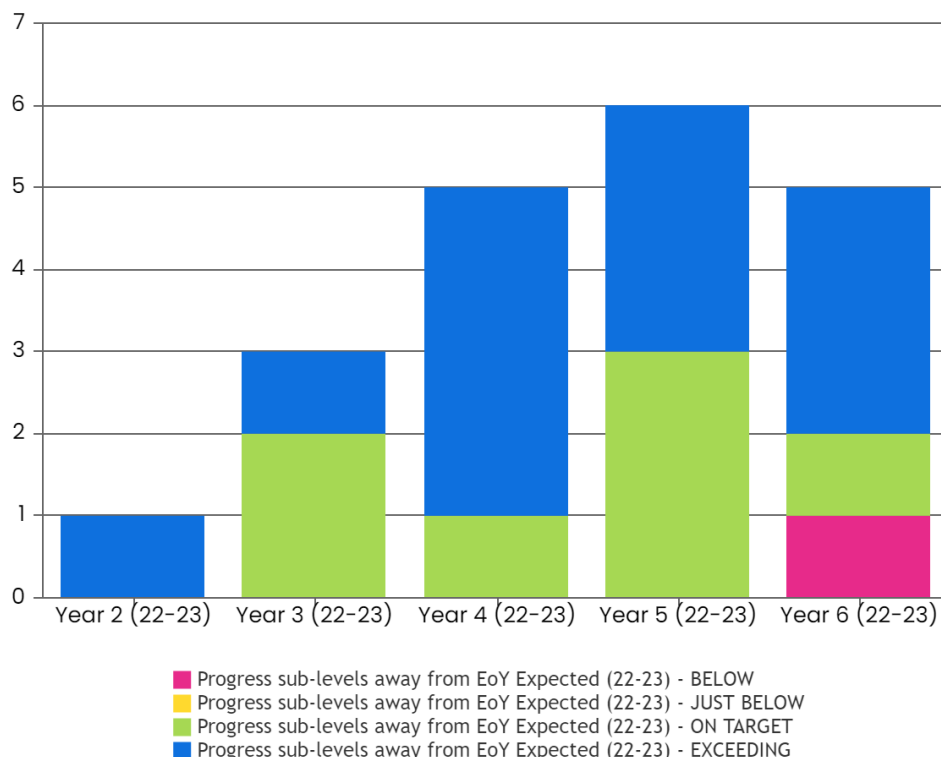
Examination Overview

2022-2023

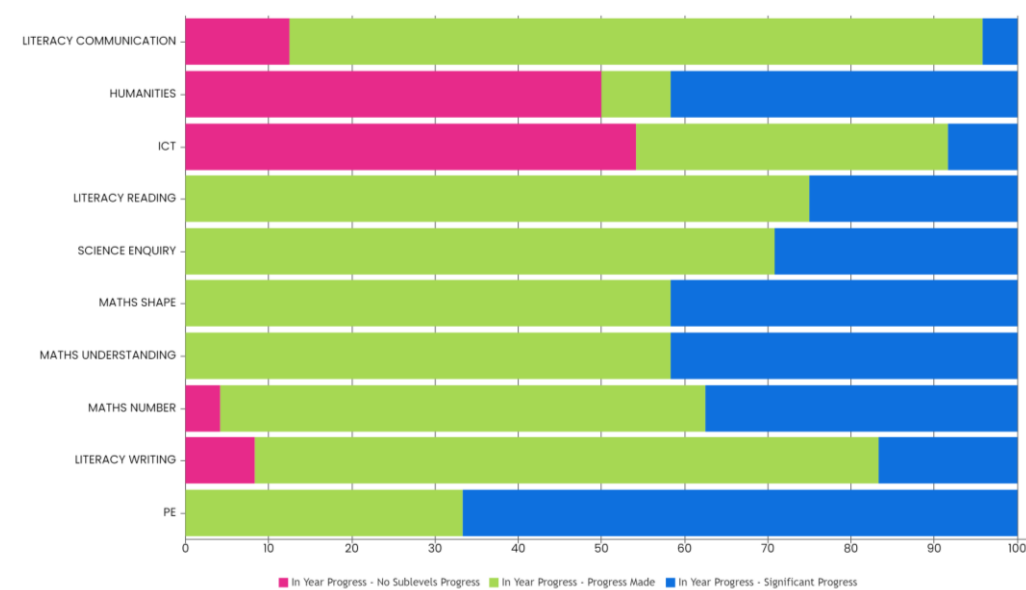
KS1-KS3 Data
KS4 and KS5 Examination Data
Summer Exam Series



Key Stage 1 / 2 Teacher Assessment Data



Data above shows that across both KS1 and KS2 students are on target or have exceeded their target grade for the end of year. Only year 6 students (20%) are below where they were predicted and this was accounted for by a higher level of absence and therefore limited access to the curriculum.

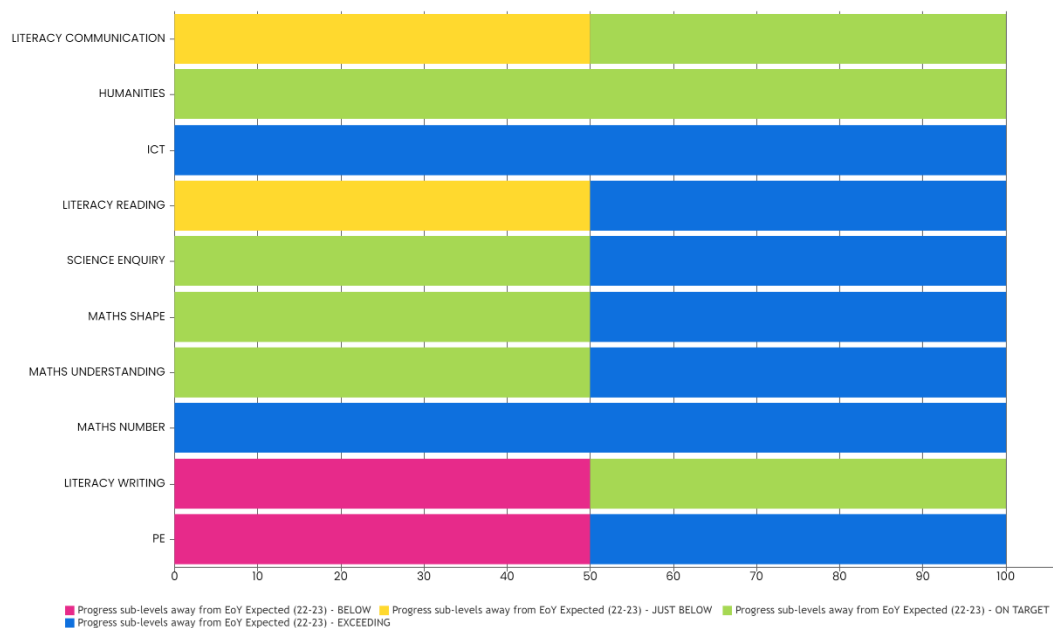


As an indicator of progress made the primary data above shows in year progress from Baseline at the start of the year to the CWAG. 50% of subject areas ALL students had made significant progress. ICT and Humanities had made the least progress in year however, in the case of ICT baseline levels were set quite high meaning that progress from these points was more difficult.

Area for development

- ☐ Work with staff to develop humanities curriculum and assessment frameworks – Increasing monitoring of progress.
- ☐ Training needs on standardisation and moderation of baseline assessments and target grading

KEY STAGE 1 – Teacher Assessment (CWAG in relation to End of Year Target)



Data showing KS1 students ONLY working Below / Just below / On Target or Exceeding in relation to targets set.

Strengths include:

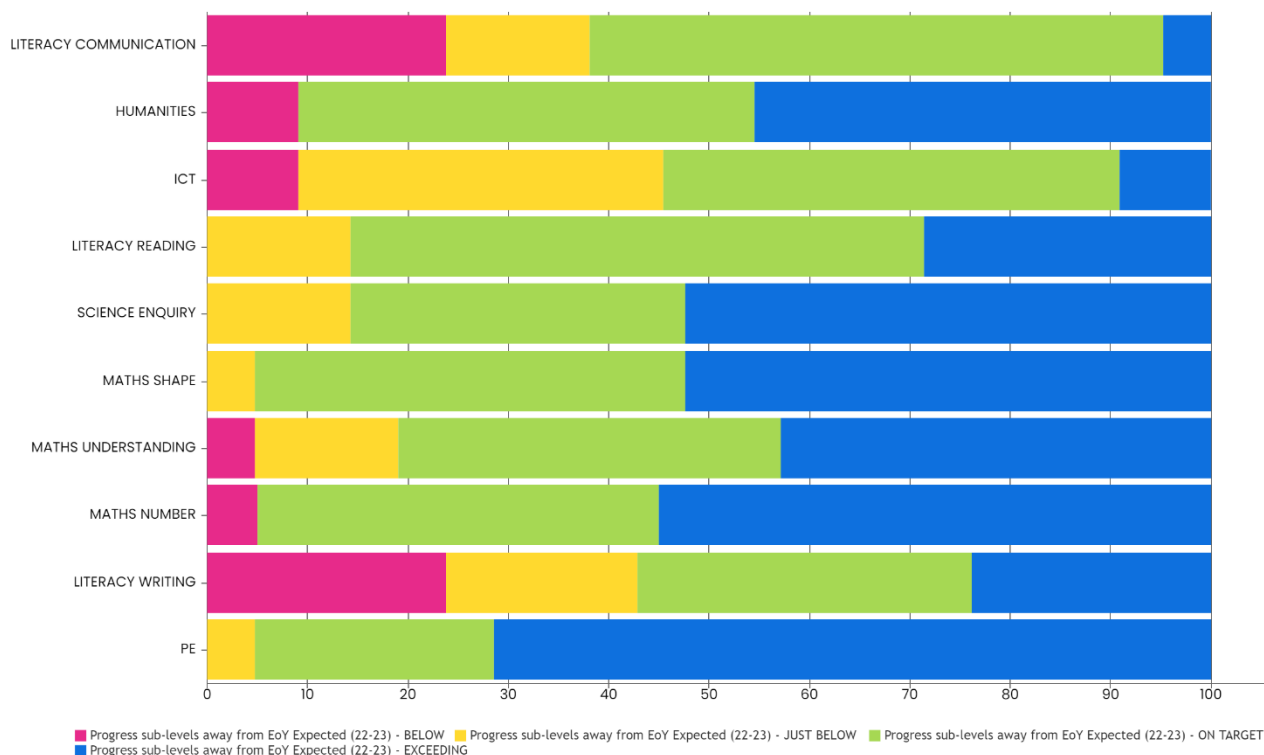
- Humanities
- Science
- ICT
- Maths – All strands

Areas for development:

- Literacy Reading
- Literacy Writing
- PE

Assessment item	Progress sub-levels away from EoY Expected (22-23) - BELOW (>= 3)	Progress sub-levels away from EoY Expected (22-23) - JUST BELOW (= 2)	Progress sub-levels away from EoY Expected (22-23) - ON TARGET (>= 0 <= 1)	Progress sub-levels away from EoY Expected (22-23) - EXCEEDING (< 0)
LITERACY COMMUNICATION		50% (1)	50% (1)	
HUMANITIES			100% (1)	
ICT				100% (1)
LITERACY READING		50% (1)		50% (1)
SCIENCE ENQUIRY			50% (1)	50% (1)
MATHS SHAPE			50% (1)	50% (1)
MATHS UNDERSTANDING			50% (1)	50% (1)
MATHS NUMBER				100% (1)
LITERACY WRITING	50% (1)		50% (1)	
PE	50% (1)			50% (1)

Examination Overview 2022-2023



Data showing KS2 students ONLY working Below / Just below / On Target or Exceeding in relation to targets set.

Strengths include:

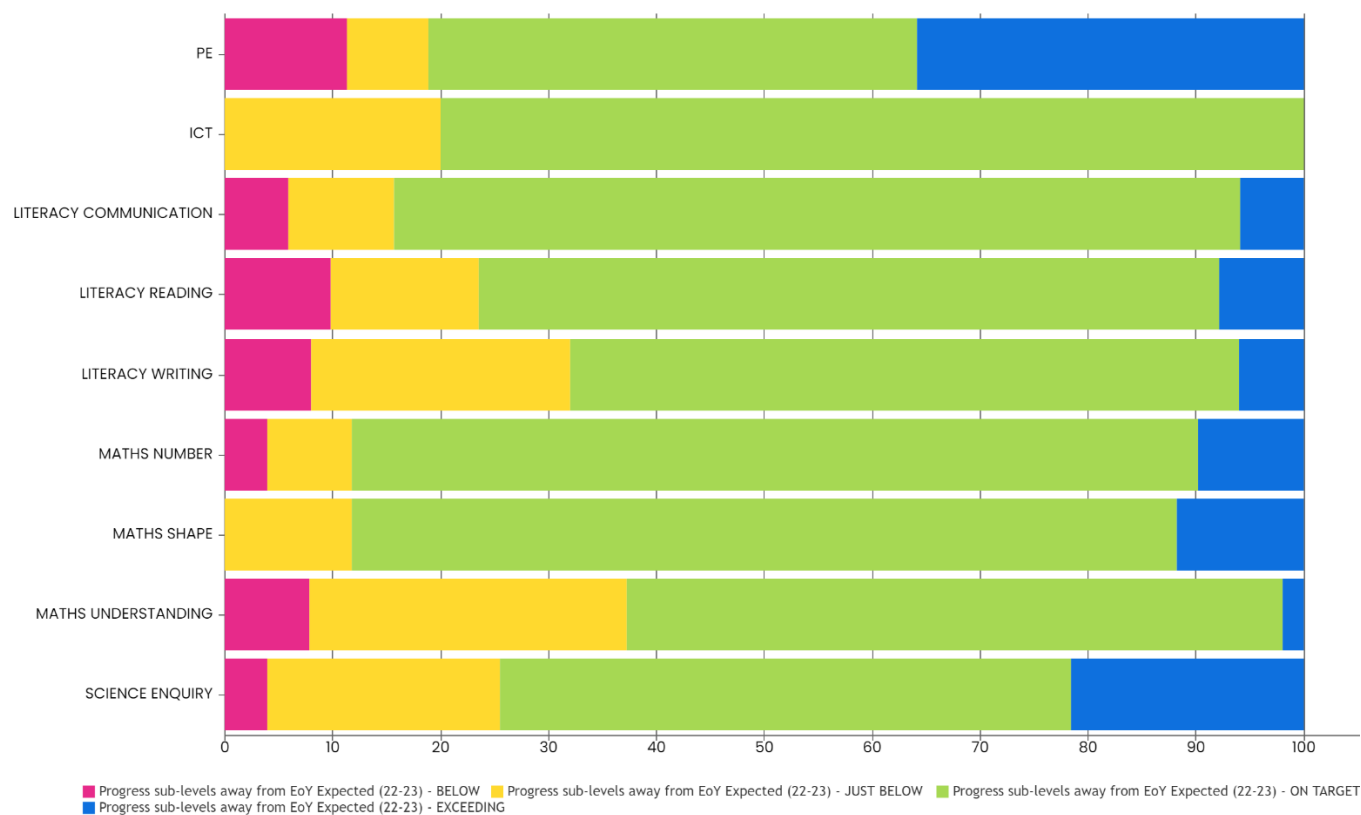
- Literacy Reading
- Science
- Maths Shape
- PE

Areas for development:

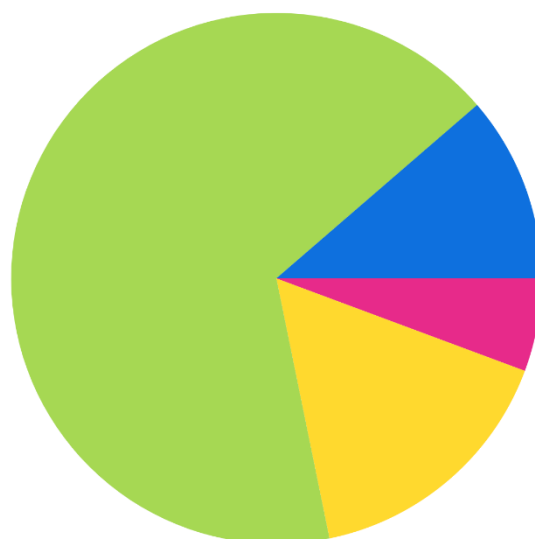
- Literacy Communication
- Literacy Writing
- ICT

Assessment Item	Progress sub-levels away from EoY Expected (22-23) - BELOW (>= 3)	Progress sub-levels away from EoY Expected (22-23) - JUST BELOW (= 2)	Progress sub-levels away from EoY Expected (22-23) - ON TARGET (>= 0 <= 1)	Progress sub-levels away from EoY Expected (22-23) - EXCEEDING (< 0)
LITERACY COMMUNICATION	23.8% (5)	14.3% (3)	57.1% (12)	4.8% (1)
HUMANITIES	9.1% (1)		45.5% (5)	45.5% (5)
ICT	9.1% (1)	36.4% (4)	45.5% (5)	9.1% (1)
LITERACY READING		14.3% (3)	57.1% (12)	28.6% (6)
SCIENCE ENQUIRY		14.3% (3)	33.3% (7)	52.4% (11)
MATHS SHAPE		4.8% (1)	42.9% (9)	52.4% (11)
MATHS UNDERSTANDING	4.8% (1)	14.3% (3)	38.1% (8)	42.9% (9)
MATHS NUMBER	5% (1)		40% (8)	55% (11)
LITERACY WRITING	23.8% (5)	19.1% (4)	33.3% (7)	23.8% (5)
PE		4.8% (1)	23.8% (5)	71.4% (15)

Key Stage 3 Teacher Assessment Data – 2022-23 (CWAG in relation to End of Year Target)



Assessment Item	BELOW	JUST BELOW	ON TARGET	EXCEEDING	OVERALL PROGRESS
PE	11.3	7.6	45.3	35.9	81.2
ICT		20	80		80
LITERACY COMMUNICATION	5.9	9.8	78.4	5.9	84.3
LITERACY READING	9.8	13.7	68.6	7.8	76.4
LITERACY WRITING	8	24	62	6	68
MATHS NUMBER	3.9	7.8	78.4	9.8	88.2
MATHS SHAPE		11.8	76.5	11.8	88.3
MATHS UNDERSTANDING	7.8	29.4	60.8	2	62.8
SCIENCE ENQUIRY	3.9	21.6	52.9	21.6	74.5



Groups	Progress sub-levels away from EoY Expected (22-23) - BELOW (≥ 3)	Progress sub-levels away from EoY Expected (22-23) - JUST BELOW ($= 2$)	Progress sub-levels away from EoY Expected (22-23) - ON TARGET ($\geq 0 \leq 1$)	Progress sub-levels away from EoY Expected (22-23) - EXCEEDING (< 0)
Key Stage 3 (22-23)	5.7% (26)	16.1% (74)	66.9% (307)	11.3% (52)

Data showing KS3 students ONLY working Below / Just below / On Target or Exceeding in relation to targets set.

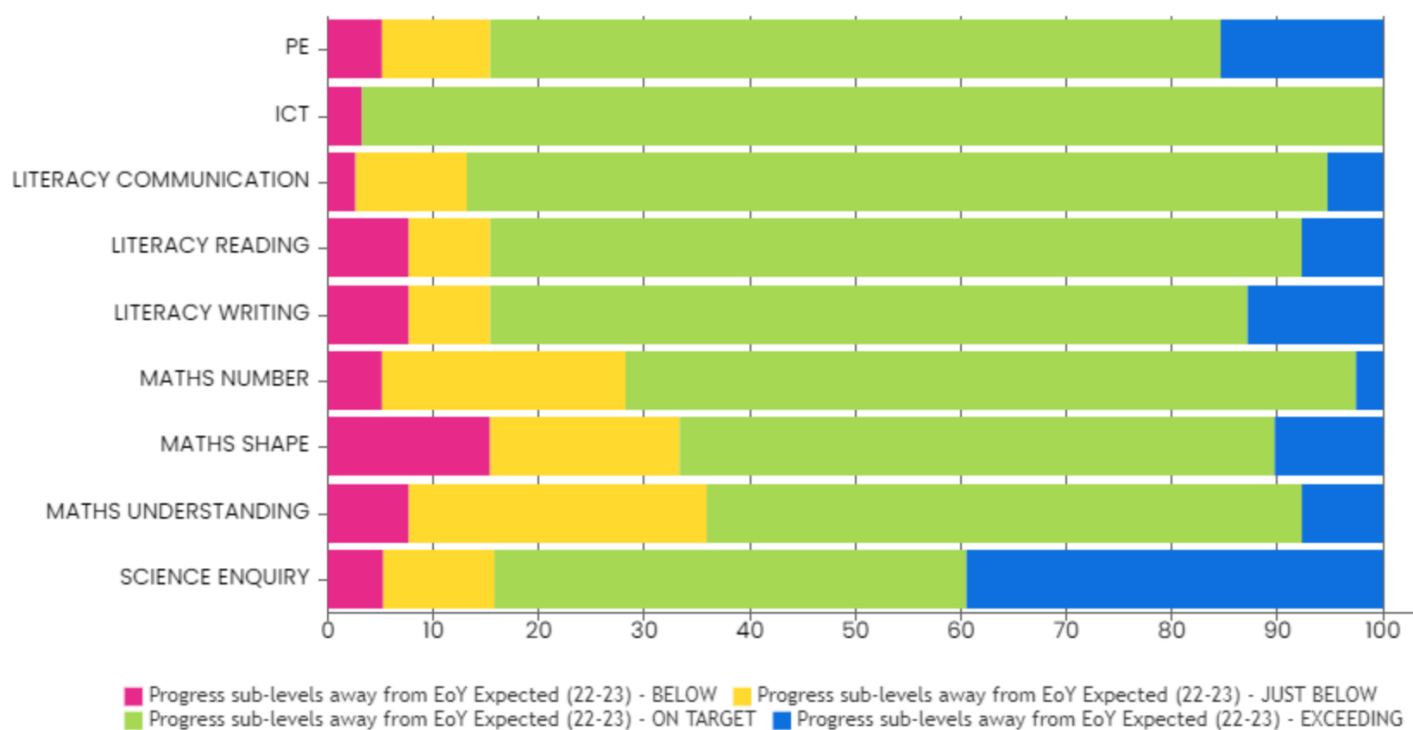
Strengths include:

- Literacy Communication
- Maths Shape / Number

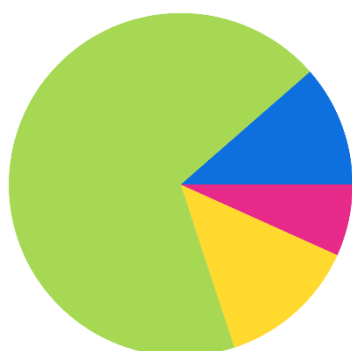
Areas for development:

- Literacy - Writing
- Maths Understanding

Key Stage 4 – Teacher Assessment Data – 2022-23 (CWAG in relation to End of Year Target)



Assessment Item	BELOW	JUST BELOW	ON TARGET	EXCEEDING	OVERALL PROGRESS
PE	5.1	10.3	69.2	15.4	84.6
ICT	3.2		96.8		96.8
LITERACY COMMUNICATION	2.6	10.5	81.6	5.3	86.9
LITERACY READING	7.7	7.7	76.9	7.7	84.6
LITERACY WRITING	7.7	7.7	71.8	12.8	84.6
MATHS NUMBER	5.1	23.1	69.2	2.6	71.8
MATHS SHAPE	15.4	18	56.4	10.3	66.7
MATHS UNDERSTANDING	7.7	28.2	56.4	7.7	64.1
SCIENCE ENQUIRY	5.3	10.5	44.7	39.5	84.2



Groups	Progress sub-levels away from EoY Expected (22-23) - BELOW (>= 3)	Progress sub-levels away from EoY Expected (22-23) - JUST BELOW (= 2)	Progress sub-levels away from EoY Expected (22-23) - ON TARGET (>= 0 <= 1)	Progress sub-levels away from EoY Expected (22-23) - EXCEEDING (< 0)
Key Stage 4 (22-23)	6.7% (23)	13.2% (45)	68.6% (234)	11.4% (39)

Data showing KS4 students ONLY working Below / Just below / On Target or Exceeding in relation to targets set.

Strengths include:

- ICT
- Literacy All Strands
- PE

Areas for development:

- Maths (Shape and Understanding)

Key Stage 4 – GCSE 2022-2023

Key Stage 4 GCSE Exam Results 2022-2023														
GRADE	9	8	7	6	5	4	3	2	1	U/Fail	Pass Rate	L1	L2	Number of Candidates
English Language						3					100%			3
English Literature						1					100%			1
Maths							1				100%			1
Science (Double Award)					1	1		2			100%			4

9 Results

6 Results at Grade 4+ = 66.6% Grade 4 and above

100% Pass Rate

Entry Level Results 2022-2023

Other Awards	Entry 1	Entry 2	Entry 3	L1 (Award)	L1 (Cert)	L2 (Award)	L2 (Cert)	PASS	U/Fail	Pass Rate	Number of Candidates
English (Step up Silver)		2									2
English (Step up Gold)			1								1
Maths		2	1								3
Science	6	1									7
IT User Skills		2	12	2	2	1	3				22
ASDAN Personal Progress	2							6			6
ASDAN Life Skills Challenge								23			23

Key Stage 5 Data 2022-23

Grade	9	8	7	6	5	4	3	2	1	U/Fail		L1	L2		E1	E2	E3	PASS	No.of candidates	
GCSE																				
GCSE English Language						2						N/A			N/A				2	
Level 1 and 2 Qualifications																				
ASDAN CoPE	N/A											4								4
IT User Skills												2	2			2	5			11
Entry Level Certificates																				
Princes Trust												4	7							11
Arts Award																10		10		

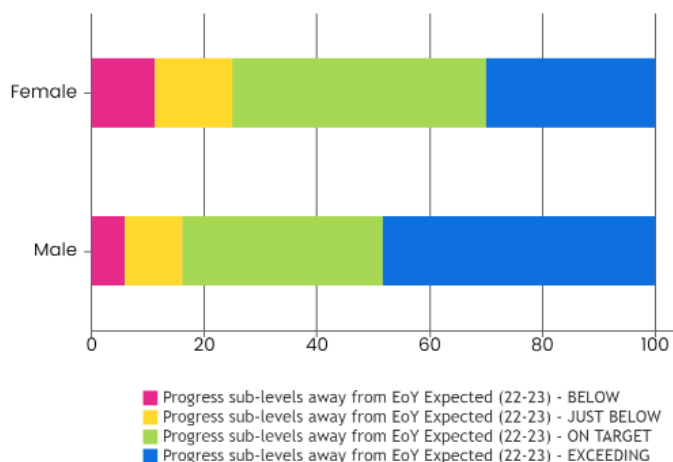
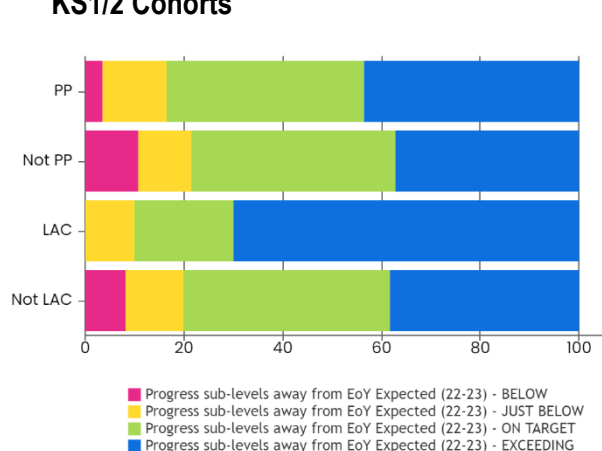
A pleasing set of results for KS5 students – There has been an increased emphasis on PfA with vocational / skills based courses becoming more appropriate for our cohort of learners.

What our data tells us:

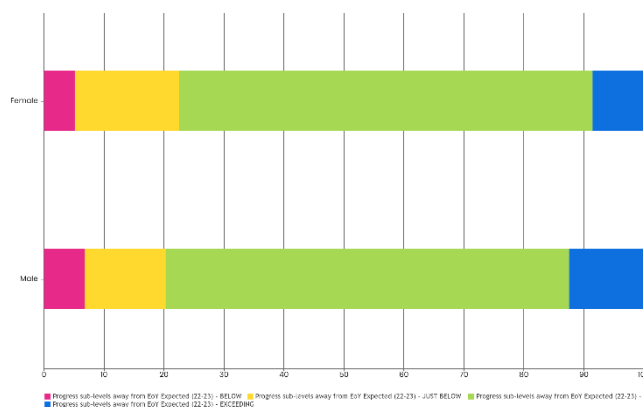
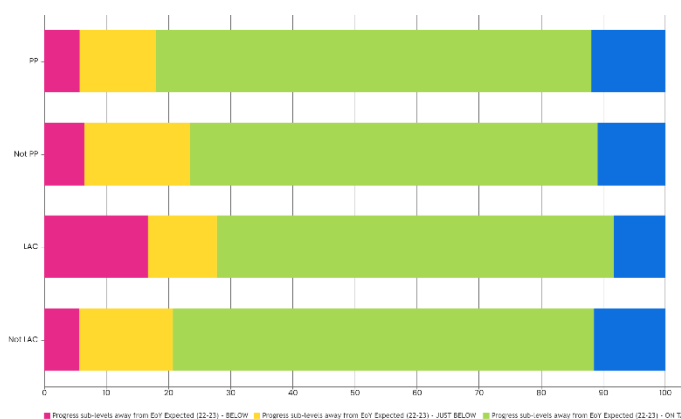
When you compare groups of students e.g PP / Male / Female / LAC etc there are no statistically significant trends across the school however our data does allow us to look at subject areas / pathways to focus on as well as focus on individual student progress.

Pathway leads and learning leads complete a data review and create action points based on data collated at each data entry point. Individual student data can also be applied to a class intervention log and monitoring through formative assessment by class staff.

KS1/2 Cohorts



KS3/4/5 Cohorts



Subject areas

Literacy – Writing

Maths – Understanding

These are areas across the school that need focus throughout the curriculum

PMLD Data / MAPP

This academic year we have also developed our assessment system to allow us to quickly analyse data in MAPP which is the assessment system used for our PMLD and SLD learners. The assessment allows us to identify strands linked to specific behaviours on the students PLGs that students need to develop (Example below)

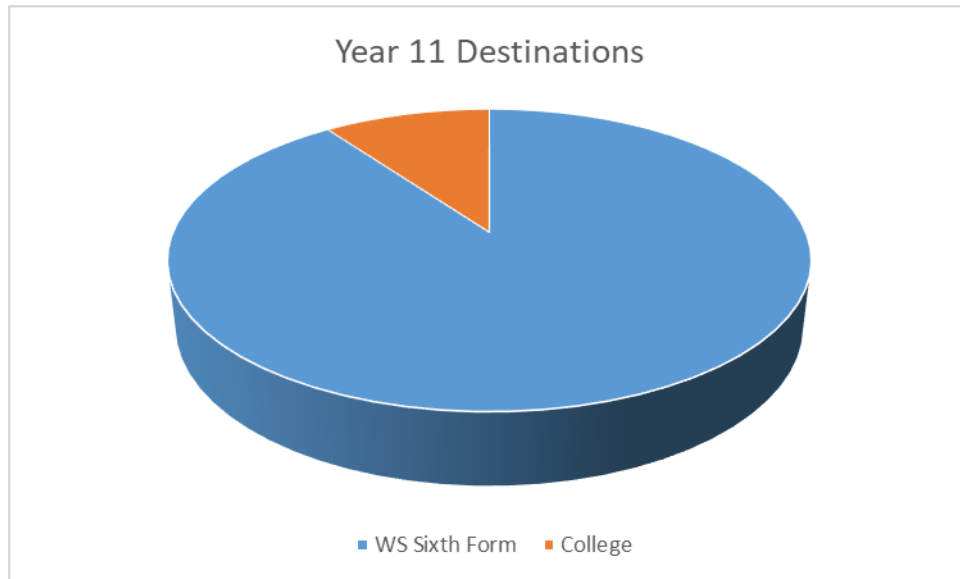
Again this approach does not show statistically significant trends but it does show a bespoke learning journey for individual students

In Year progress 22-23 DD1 to DD3				
Generalisation PMLD WS	Independence PMLD WS	Maintenance PMLD WS	Total	Avg
3	3	3	9	3
1	1	1	3	1
1	0	0	1	0.3
0	0	0	0	0
1	0	1	2	0.7
2	1	1	4	1.3

Year 11 / 12 Leavers Destinations

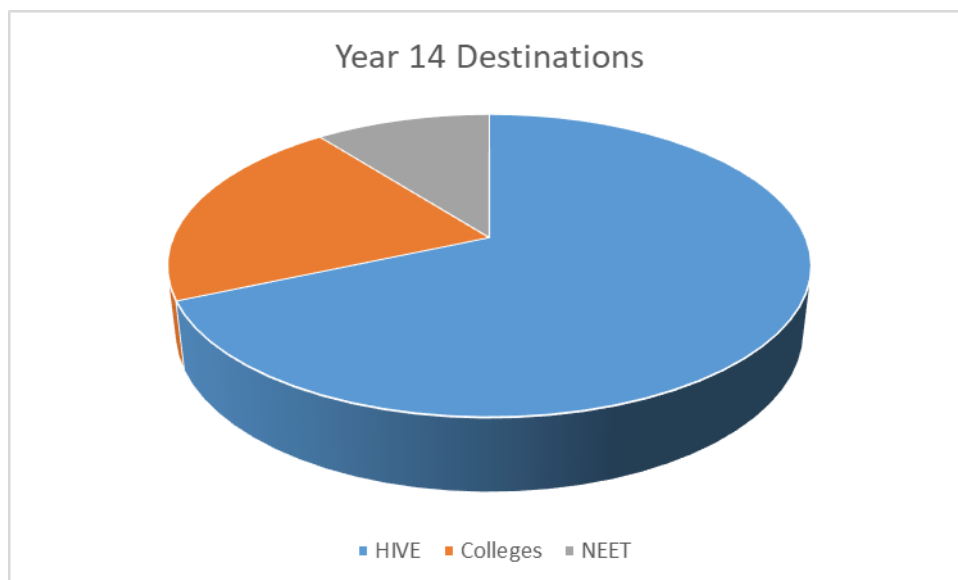
Key Stage 4 Destinations

- 20 Learners in year 11
- Following a pleasing set of results for our students 100% of students went on to continue their education.
- Majority of students have remained on site at Wilson Stuart 6th form = (80%)
- 10% (2) of students have gone on to mainstream college / external providers (Solihull College)



Key Stage 5 Leavers – Destinations

- 19 Leavers in total at KS5 (Year 14)
- 89% of students have gone onto continue their studies.
- Majority (68%) continuing at the Hive.
- 21% have gone onto external providers (QAC / Sutton College)
- Remaining 11% of students (2) have left education – Cease of EHCP



Destinations - KS5					
	2018-19	2019-20	2020-21	2021-22	2022-23
Not in Education or Training (NEET)	10%	12%	12%	7%	11%
Further Education - FE	90%	88%	88%	93%	89%
Paid / Unpaid Work - Volunteering or Employment	0%	0%	0%	0%	0%