

Examination Overview

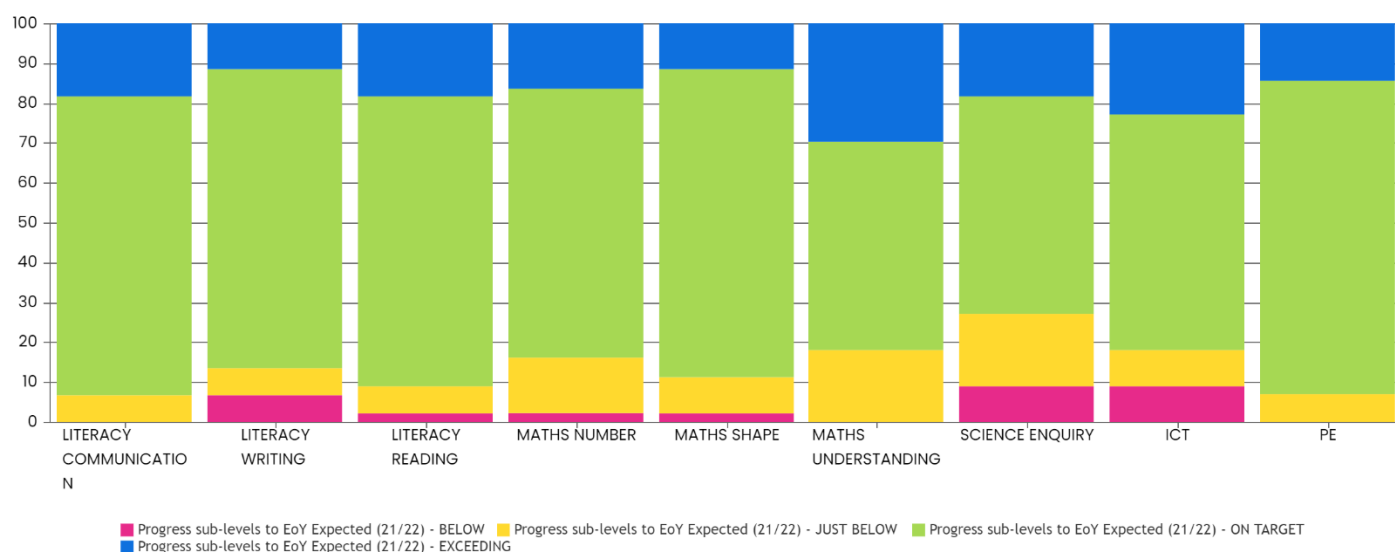
2021-2022

KS1-KS3 Data
KS4 and KS5 Examination Data
Summer Exam Series



Key Stage 1 / 2 Teacher Assessment Data

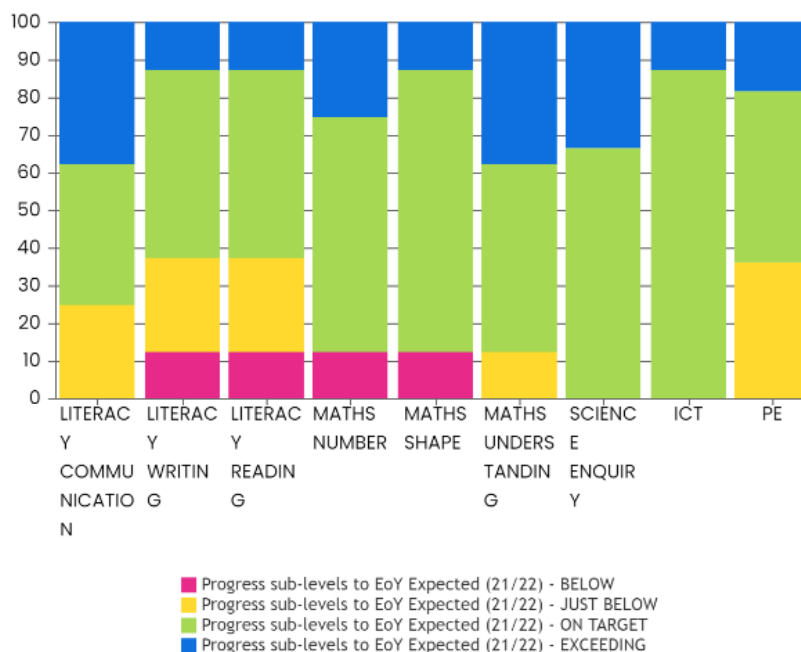
PRIMARY SUBJECTS ALL DATA DROP 3



Data showing KS1 and 2 combined students working Below / Just below / On Target or Exceeding in relation to targets set

KEY STAGE 1 – Teacher Assessment (CWAG in relation to End of Year Target)

KS1 SUBJECTS ALL DATA DROP 3



Framework Item	Progress sub-levels to EoY Expected (21/22) -	Progress sub-levels to EoY Expected (21/22) -	Progress sub-levels to EoY Expected (21/22) -	Progress sub-levels to EoY Expected (21/22) -
LITERACY COMMUNICATION		25% (2)	37.5% (3)	37.5% (3)
LITERACY WRITING	12.5% (1)	25% (2)	50% (4)	12.5% (1)
LITERACY READING	12.5% (1)	25% (2)	50% (4)	12.5% (1)
MATHS NUMBER	12.5% (1)		62.5% (5)	25% (2)
MATHS SHAPE	12.5% (1)		75% (6)	12.5% (1)
MATHS UNDERSTANDING		12.5% (1)	50% (4)	37.5% (3)
SCIENCE ENQUIRY			66.7% (2)	33.3% (1)
ICT			87.5% (7)	12.5% (1)
PE		36.4% (4)	45.5% (5)	18.2% (2)

Data showing KS1 students ONLY working Below / Just below / On Target or Exceeding in relation to targets set.

Strengths include:

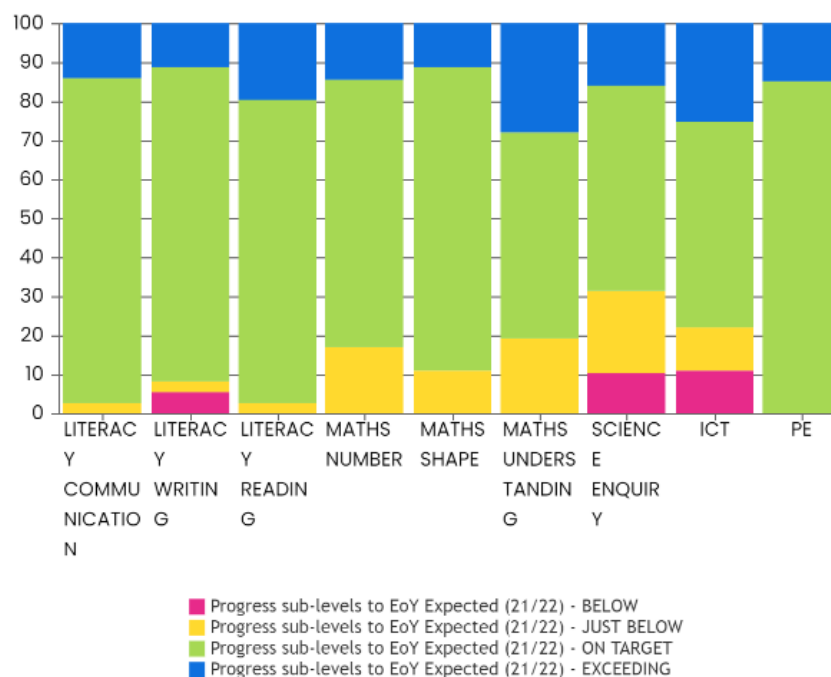
- Literacy Communication
- Science
- ICT

Areas for development:

- Literacy Reading
- Literacy Writing
- Maths Shape

KEY STAGE 2 – Teacher Assessment (CWAG in relation to End of Year Target)

KS2 SUBJECTS ALL DATA DROP 3



Data showing KS2 students ONLY working Below / Just below / On Target or Exceeding in relation to targets set.

Strengths include:

- Literacy Communication
- Literacy Reading
- PE

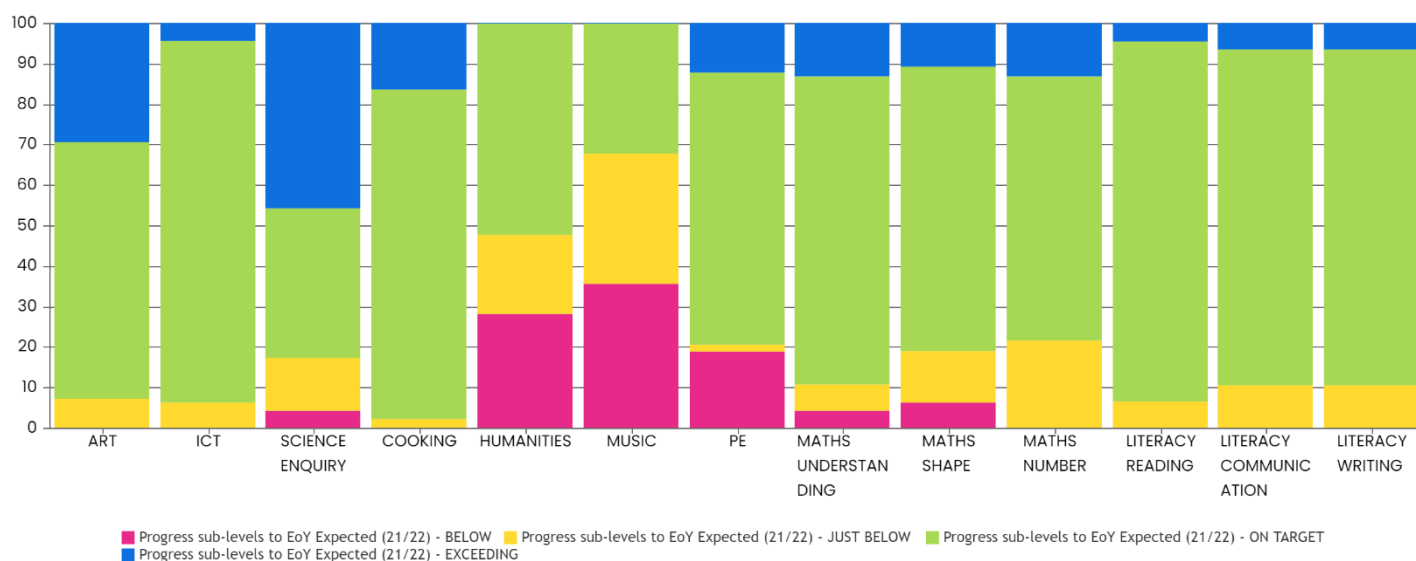
Areas for development:

- Science
- ICT
- Literacy Writing

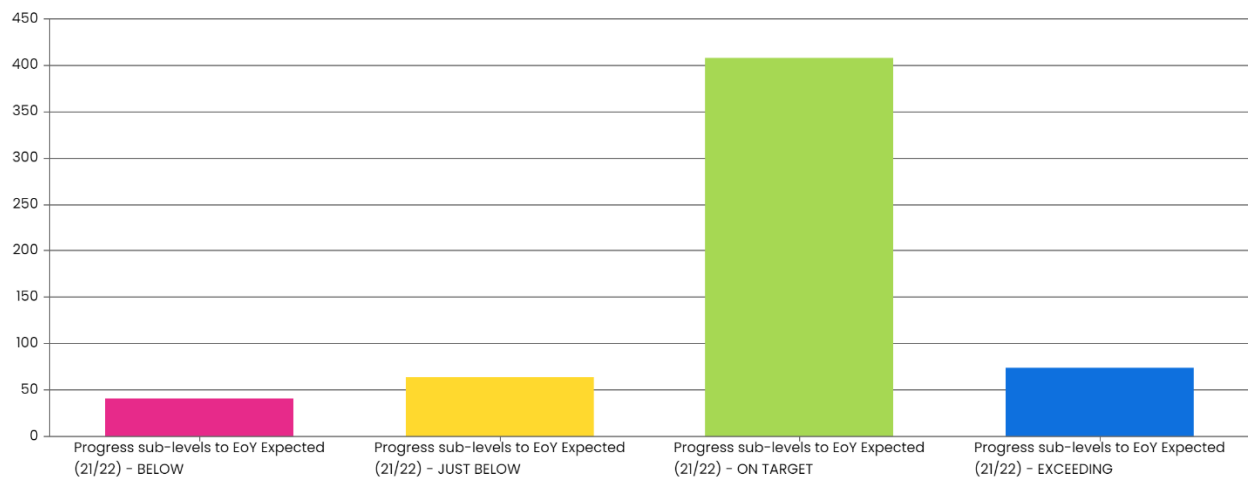
Framework Item	Progress sub-levels to EoY Expected (21/22) - BELOW (>= 3)	Progress sub-levels to EoY Expected (21/22) - JUST BELOW (= 2)	Progress sub-levels to EoY Expected (21/22) - ON TARGET (>= 0 <= 1)	Progress sub-levels to EoY Expected (21/22) - EXCEEDING (< 0)
LITERACY COMMUNICATION		2.8% (1)	83.3% (30)	13.9% (5)
LITERACY WRITING	5.6% (2)	2.8% (1)	80.6% (29)	11.1% (4)
LITERACY READING		2.8% (1)	77.8% (28)	19.4% (7)
MATHS NUMBER		17.1% (6)	68.6% (24)	14.3% (5)
MATHS SHAPE		11.1% (4)	77.8% (28)	11.1% (4)
MATHS UNDERSTANDING		19.4% (7)	52.8% (19)	27.8% (10)
SCIENCE ENQUIRY	10.5% (2)	21.1% (4)	52.6% (10)	15.8% (3)
ICT	11.1% (4)	11.1% (4)	52.8% (19)	25% (9)
PE			85.3% (29)	14.7% (5)

Key Stage 3 Teacher Assessment Data – 2021-2022 (CWAG in relation to End of Year Target)

SECONDARY KS3 ALL SUBJECTS DD3



SECONDARY KS3 ALL SUBJECTS DD3



Data showing KS3 students ONLY working Below / Just below / On Target or Exceeding in relation to targets set.

Strengths include:

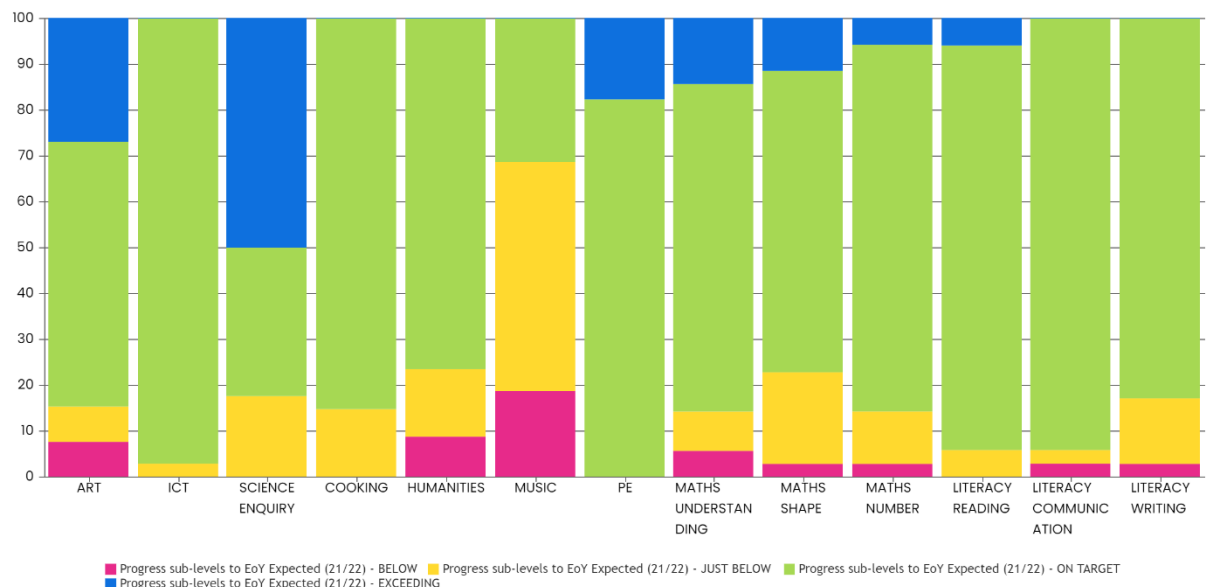
- Literacy Communication
- Literacy Reading
- Art

Areas for development:

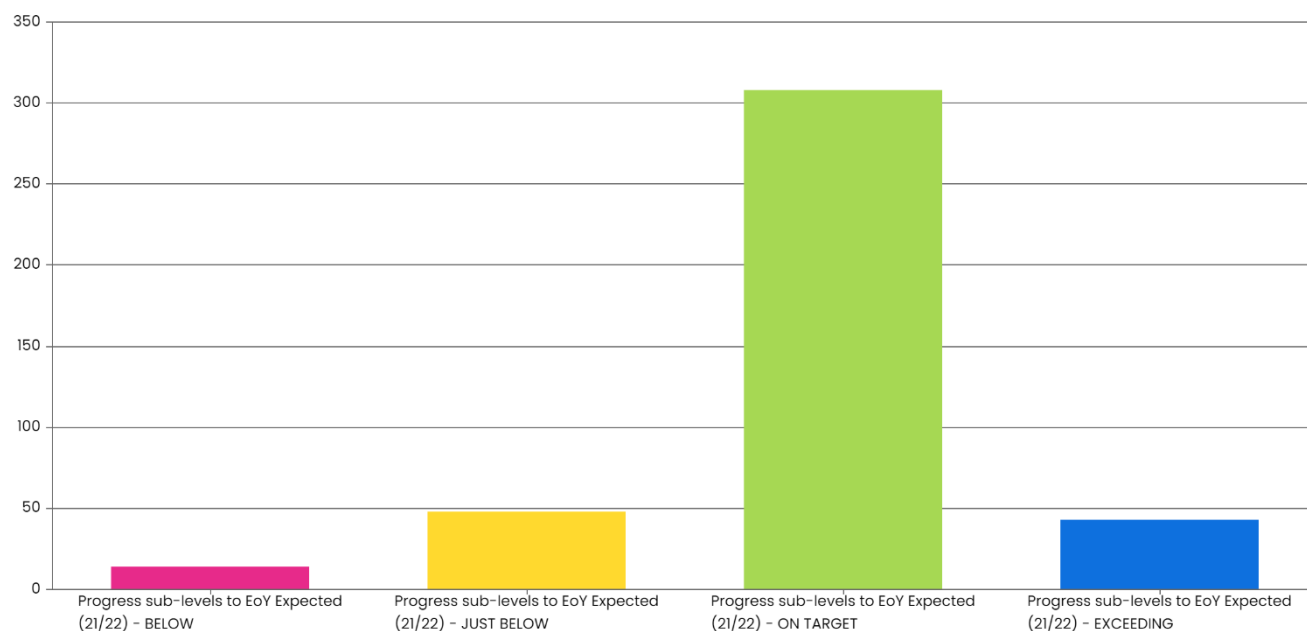
- Humanities
- Music (although progress is limited by rotation)
- PE / Physical development

Key Stage 4 – Teacher Assessment Data – 2021-22 (CWAG in relation to End of Year Target)

SECONDARY KS4 ALL SUBJECTS DD3



SECONDARY KS4 ALL SUBJECTS DD3



Data showing KS4 students ONLY working Below / Just below / On Target or Exceeding in relation to targets set.

Strengths include:

- ICT
- Literacy Reading
- PE

Areas for development:

- Music
- Humanities
- Maths - Understanding

Key Stage 4 – GCSE 2021-2022

Key Stage 4 GCSE Exam Results 2021-2022														
GRADE	9	8	7	6	5	4	3	2	1	U/Fail	Pass Rate	L1	L2	Number of Candidates
English Language		1				2	3				100%			6
English Literature					1	2	3				100%			6
Maths						2	1	2			100%			5
Science (Double Award)					2	1	3				100%			6
History							3	1	2		100%			6

29 Results

11 Results at Grade 4+ = 38% Grade 4 and above

100% Pass Rate

1 Grade 8 which is the schools highest grade in English Language

Entry Level Results 2021-2022

Entry Level Award	Entry 1	Entry 2	Entry 3	L1	L2	PASS	U/Fail	Pass Rate	Number of Candidates
English (Step up Silver)		2							2
English (Step up Gold)			1						1
Maths	1	2	1						4
Science	3	3							6
IT User Skills			4	3	3				10
PE		3	6						9
ASDAN Personal Progress	2								2

All students able to gain unit accreditation for work completed

A pleasing set of examination / accreditation results that fall in line with the predicted grades.

Key Stage 5 Data 2021-22

Grade	9	8	7	6	5	4	3	2	1	U/Fail	L1	L2	E1	E2	E3	PASS	No.of candidates
GCSE																	
GCSE English Language							1										1
GCSE Maths					1	1						N/A			N/A		2
Level 1 and 2 Qualifications																	
ASDAN CoPE											1	1					2
IT User Skills												2			N/A		2
Entry Level Certificates																	
Maths - Working with whole numbers															1		1
Maths - Calculating numbers															1		1
Personal development and Employability																9 Pending	9
Arts Award																8 Pending	8

Personal development and Arts awards full accreditation still pending following moderation – Results to follow in October 2022.

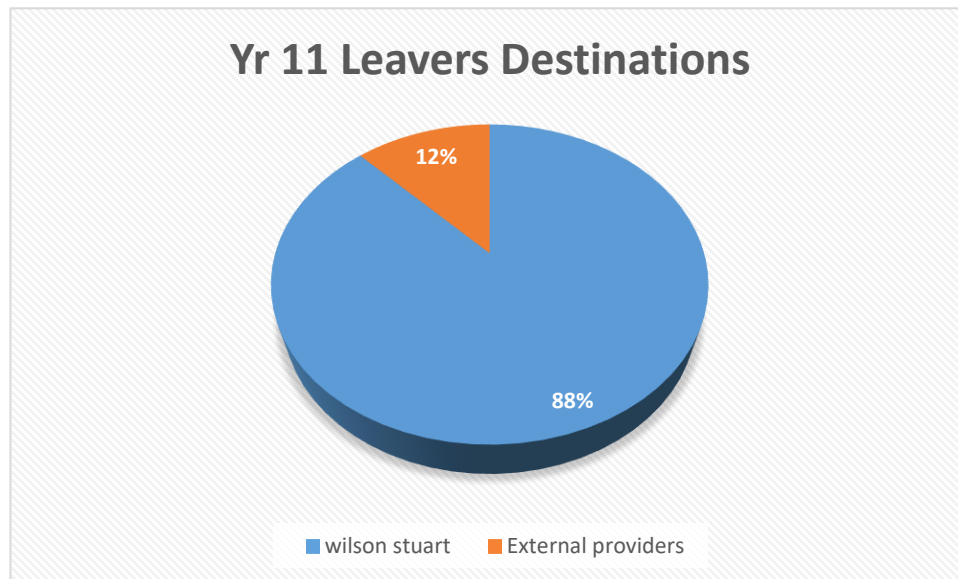
Again a pleasing set of results for KS5 students – There has been an increased emphasis on PfA with vocational / skills based courses becoming more appropriate for our cohort of learners.

Year 11 / 12 Leavers Destinations

Key Stage 4 Destinations

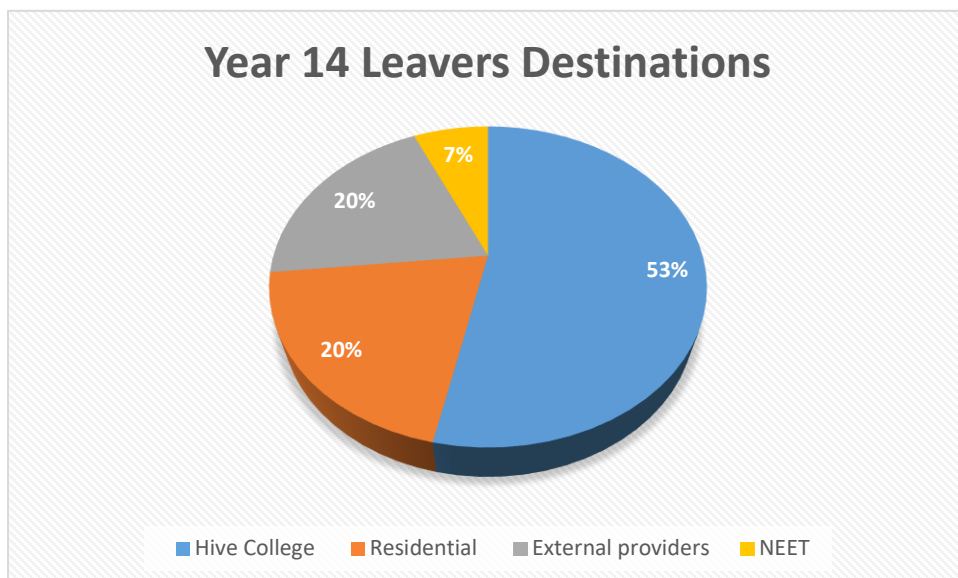
- 33 Learners in year 11 / 12

- Following a pleasing set of results for our students 100% of students went on to continue their education.
- Majority of students have remained on site at Wilson Stuart 6th form = (88%)
- 12% of students have gone on to mainstream college / external providers



Key Stage 5 Leavers – Destinations

- 15 Leavers in total at KS5 (Year 14)
- 93% of students have gone onto continue their studies.
- Majority (53%) continuing at the Hive.
- 20% have gone onto external providers
- 20% secured a place at a Residential college
- Remaining 7% of students (1) has now left the country



Destinations - KS5	YEAR ON YEAR COMPARISON					
	2016-17	2017-18	2018-19	2019-20	2020-21	2021-22
Not in Education or Training (NEET)	0%	0%	10%	12%	12%	7%
Further Education - FE	100%	100%	90%	88%	88%	93%
Paid / Unpaid Work - Volunteering or Employment	0%	0%	0%	0%	0%	0%