


Examination Overview

2020-2021

EYFS
KS4 and KS5 Examination Data
Summer Exam Series



COVID 19 – Data Implications 2020-2021



As part of steps taken to fight the spread of coronavirus (COVID-19), the government announced that all exams due to take place in schools and colleges in England in summer 2021 are cancelled and that it will not publish any school or college level educational performance data based on tests, assessments or exams for 2020-2021.

Changes to accountability arrangements

Schools and colleges will not be held to account on the basis of exams and assessment data from summer 2021 and that data will not be used by others, such as Ofsted and local authorities, to hold schools and colleges to account.

School, college or MAT level performance data

Ofqual / DfE will not be publishing school, college or multi-academy trust (MAT) level performance data based on summer 2021 tests, assessments and exams at any phase.

They will not be publishing, or sharing, school, college or MAT level accountability measures, such as Progress 8 and level 3 value added, using the summer 2021 data.

They will also not publish any institution-level qualification achievement rates in the national achievement rate tables for the 2020 to 2021 academic year.

Primary school assessments

DfE will not publish any national, regional, local or constituency statistics for any primary school assessments for the 2020 to 2021 academic year.

This includes:

- Early years foundation stage profile
- Phonics
- Key stage 1
- Multiplication tables check
- Key stage 2

Exams and assessments

DfE will not share the educational performance data from 2021 exams and assessments with schools via Analyse School Performance, or through the ASP accredited service.

Schools and colleges will receive details of grades awarded directly from awarding organisations. DfE will not run the primary, secondary or 16 to 18 school and college performance data checking exercises and will not return any pupil level or institution level data on the 2021 grades to schools and colleges.

DfE will not use the 2021 exams data when setting criteria in other areas, such as teaching schools, English and maths hubs and free school applications.

Examination Overview 2020-2021

Schools and colleges should not use the 2021 exams data as part of their teacher performance management process.

Organisations that use the data

All those working with schools and colleges, such as Ofsted, Department for Education regional teams and local authorities, should use data from previous years when assessing school and college performance, and not the 2021 data.

This is still available on the performance tables website and Ofsted's inspection data summary report.

EYFS Assessments

Early Years Foundation Stage Start

	Sep-20							
	Birth to 11m	8m to 20m	16m to 26m		22m to 36m	30m to 50m	40m to 60m (ELG)	Exceeded ELG
Physical Development	11	2	4	1				
Communication & Language	10	3	5					
PSED	11	4		3				
Mathematics	12	2	3	1				
Literacy	11	2	3	2				
Understanding The World			5					
Expressive Arts & Design			5					

Early Years Foundation Stage Results

	Jul-21							
	Birth to 11m	8m to 20m	16m to 26m		22m to 36m	30m to 50m	40m to 60m (ELG)	Exceeded ELG
Physical Development	8	5	2	2	1			
Communication & Language	6	5	2	5				
PSED	9	5	1	3				
Mathematics	11	3	1	3				
Literacy	9	4	1	4				
Understanding the World			3	2				
Expressive Arts & Design			3	2				

EYFS – Wilson Stuart

Progress towards Early Learning Goals in PRIME subjects

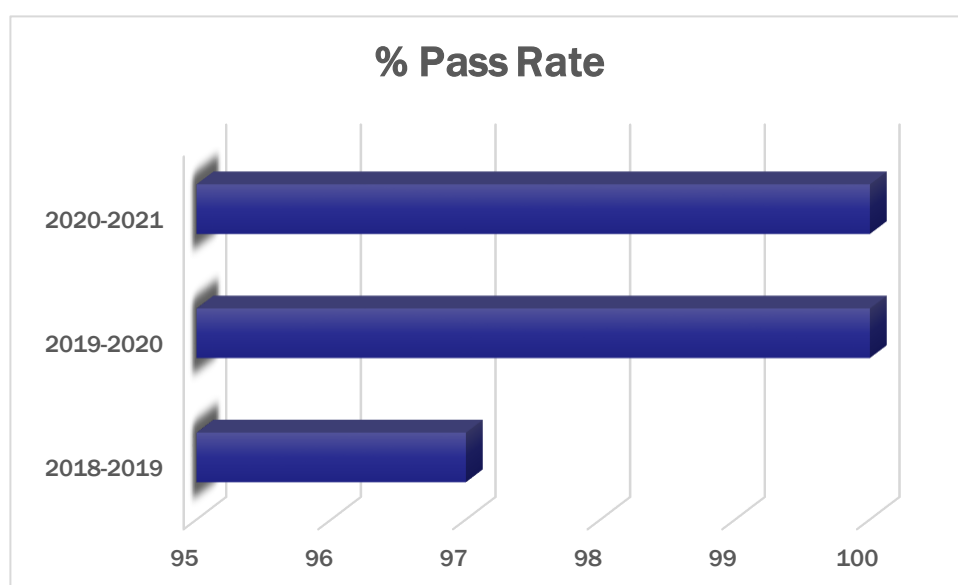
	Entering	Emerging	Expected	Exceeding
Communication & Language	54%	23%	5%	18%
Physical Development	62%	23%	0%	15%
Personal Social & Emotional Development	51%	36%	8%	5%

KS4 Headlines

2020-21 was another difficult year for the students at Wilson Stuart with disruption to teaching and learning due to Government imposed lockdown and periods of isolation. Despite these challenging conditions and barriers the students at Wilson Stuart have maintained a 100% pass rate at GCSE and L1/2 Qualifications offered.

The results obtained at KS4 are the best results that Wilson Stuart has seen following a rigorous standardisation and moderation process.

Overall pass rate across all qualifications in 2021 was 100% which maintains the 100% pass rate in 2020 and an increase on 97% in 2019.



KS4 Comparison

	2018-19	2019-20	2020-2021
GCSE Pass Rate	97%	100%	100%
Level 1/ Level 2	100%	100%	100%
ENTRY Level Pass Rate	100%	92%	100%
Pre Entry Qualifications	N/A	100%	100%

KS4 GCSE Results 2020-2021 Comparison

GRADE	9	8	7	6	5	4	3	2	1	U/Fail	Pass Rate	No. of Candidates
English Language 21			1	1			1				100%	3
English Language 20				1		1	3				100%	5
English Language 19				1	1		2		1		100%	5
English Literature 21				2			1				100%	3
English Literature 20						3		2			100%	5
English Literature 19						2	1	2			100%	5
Maths 21					2						100%	2
Maths 20						2		2			100%	4
Maths 19						1	1	1	1	1	80%	5
Science (Double) 21			1		1		1		1		100%	4
Science (Double) 20					2	2	1	1			100%	6
Science (Double) 19					2	1	3	4			100%	10
Geography 21				1	1		1				100%	3
Geography 20				1		3		1			100%	5
Geography 19						1	1	2	1		100%	5
History 21				1		2					100%	3
History 20				1		2	1				100%	4
History 19							4				100%	4

Key Stage 4 – GCSE Results 2020-2021

Data provided will not be used for performance measure / progress 8 etc however Accreditation for 2020-2021 based on TAGs is reported:

Key Stage 4 GCSE Exam Results 2020-2021														
GRADE	9	8	7	6	5	4	3	2	1	U/Fail	Pass Rate	L1	L2	No. of Candidates
English Language			1	1			1				100%			3
English Literature				2			1				100%			3
Maths					2						100%			2
Science (Double Award)			1		1		1		1		100%			4
Geography				1	1		1				100%			3
History				1		2					100%			3

18 Results

13 Results at Grade 4+ = 72% Grade 4 and above

100% Pass Rate

Entry Level Results 2020-2021

Entry level award	Entry 1	Entry 2	Entry 3	L1	L2	PASS	U/Fail	Pass rate	Number of candidates
English (Step up silver)	1	3						100%	4
English (Step up gold)			1					100%	1
Maths	3	3						100%	6
Science	16							100%	16
Exploring occupational studies			5					100%	5
ICT (functional skills)	1	4	7					100%	12
IT User Skills				1	2			100%	3
Humanities Award		1	1					100%	2
Humanities Certificate		5	5					100%	10
Humanities Diploma			1					100%	1
PE		4	2					100%	6
ASDAN Personal Progress	2							100%	2

All Grades in line with TAG

All students able to gain unit accreditation for work completed

Science

- 50% students exceeded predicted grades
- 50% Met predicted grade
- 100% predicted or above

English Language

- 75% students exceeded predicted grades
- 25% met predicted grade
- 100% predicted or above

English Literature

- 100% students exceeded predicted grade

Geography

- 33% students exceeded predicted grades
- 67% met predicted grade
- 100% predicted or above

History

- 33% students exceeded predicted grades
- 67% met predicted grade
- 100% predicted or above

Maths

- 100% students exceeded predicted grade

Key Stage 5 Data 2020-2021

KS5

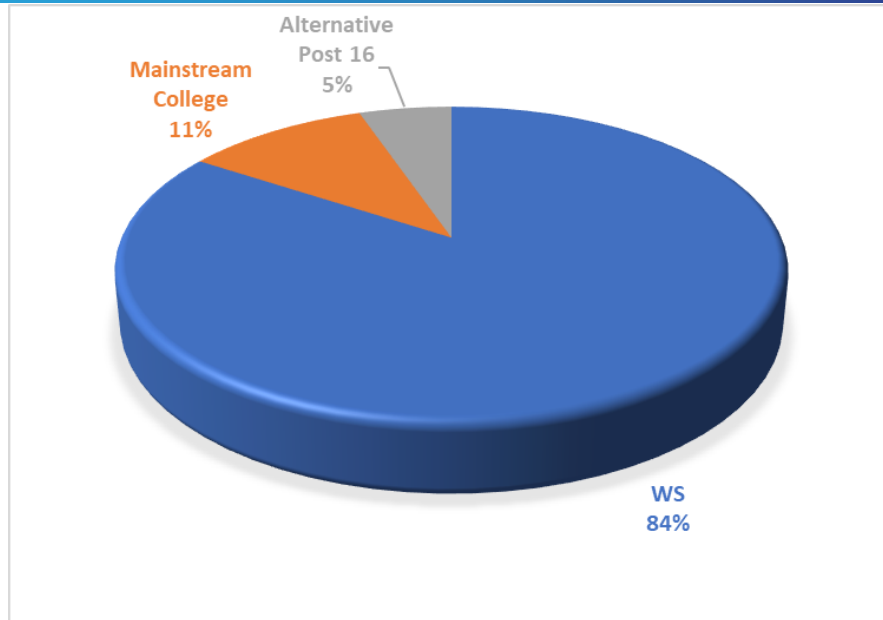
	2018-19	2019-20	2020-2021
GCSE Resit Pass Rate	100%	100%	100%
Level 1 / Level 2	100%	100%	100%
ENTRY Level Pass Rate	100%	100%	100%
Pre Entry Qualifications	N/A	57%	100%

Data provided will not be used for performance measure / progress 8 etc however Accreditation for 2020-2021 based on TAG.

GRADE	9	8	7	6	5	4	3	2	1	U/Fail	L1	L2	E1	E2	E3	PASS	Pass Rate	No.of Candidates
GCSE																		
GCSE English Language						1						N/A			N/A		100%	1
GCSE Maths						1						N/A			N/A		100%	1
Level 1 and 2 Qualifications																		
ASDAN CoPE	N/A										3		N/A				100%	3
ASDAN AoPE											7						100%	7
IT User Skills											2	3					100%	5
Maths - Working with whole numbers											1						100%	1
Personal Development & Employability											3						100%	3
Home Cooking Skills											3						100%	3
Entry Level Certificates																		
IT User Skills	N/A													4			100%	4
Step up English (Gold)														1		100%	1	
Maths - Working with numbers														1		100%	1	
Maths - Calculating Numbers														1		100%	1	
Life and Living Award														4	7	100%	11	
Life and Living Certificate														7		100%	7	
Personal Development & Employability															5	100%	5	
Arts Award																4	100%	4

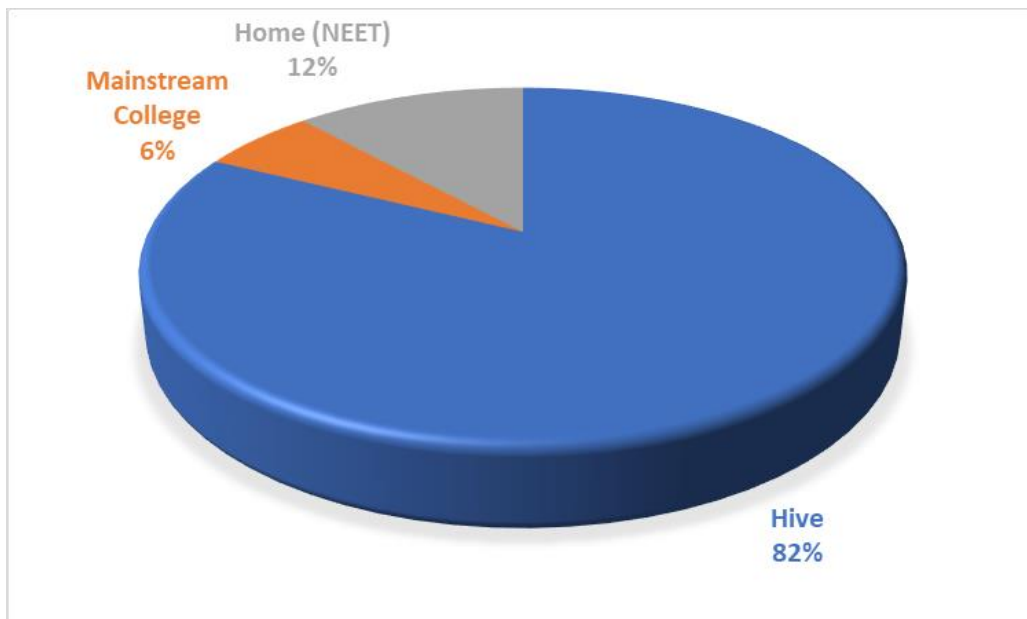
Key Stage 4 Destinations

- 19 Leavers in total
- Following a pleasing set of results for our students 100% of students (19 in Total) went on to continue their education.
- Majority of students have remained on site at Wilson Stuart 6th form = (84%).
- 11% of students have gone on to mainstream college
- Remaining 5% has returned to Warwickshire to pursue post 16 studies.



Key Stage 5 Leavers – Destinations

- 17 Leavers in total at KS5
- 88% of students have gone onto continue their studies.
- Majority (82%) continuing at the Hive.
- 6% have gone onto mainstream college.
- Remaining 12% of students (2) are remaining at home due to medical needs and life limiting conditions.
- 1 student in Yr 13 secured a place at National star College



DESTINATION- KS5	YEAR ON YEAR COMPARISON				
	2016-17	2017-18	2018-19	2019-20	2020-21*
Not in Education or Training – NEET	0%	0%	10%	12%	12%
Further Education – FE	100%	100%	90%	88%	88%
Paid/Unpaid Work – Volunteering or Employment	0%	0%	0%	0%	0%