



Wilson Stuart School



# Governors' Overview: Exam Results 2018-19



## Key Stage 1 - Phonics Test

(National pass mark = 32 / 40)

- Two year 1 pupils took the Phonics Test and scored **20/40** and **19/40**.
- 10 pupils were working below the phonics level for test at year 1.
- Three year 2 pupils took the Phonics Test and scored: **30/40**, **9/40** and **0/40**.
- 7 pupils were working below the standard of the test at year 2.

### National test results Key Stage 1 SATS

1 student was entered for KS1 SATs (reading paper only). A scaled score of 100 shows students have met the standard of the test. The lowest scaled score is 80.

### Student 1 achieved a scaled score of 96.

Reporting mechanism to DFE					WS P-steps				
Key stage 1	Writing	Reading	Maths	Science	KS1 Teacher assessment framework codes	Number of pupils			
	Writing	Reading	Maths	Science		Writing	Reading	Maths	Science
High Attaining	GDS Working at Greater Depth within the expected Standard			N/A	KS1 Teacher assessment framework codes	GDS (>P11)			
Expected Standard	EXS Working at the expected Standard					EXS (completed P10)			
Lower Attaining	WTS Working Towards the expected Standard			HNM* Has Not Met the expected standard	KS1 Teacher assessment framework codes	WTS (within P10)			
	PK4 Standard 4					Working within P9			
	PK3 Standard 3				Working within P8				
	PK2 Standard 2				P6 - completed P7 (within P6 and P7)				
	PK1 Standard 1				P4 - completed P5 (within P4 and P5)				
	BLW (with P-Scales) (Reported with P-scales 1-4 or NOTSEN, as appropriate)				Non subject specific study	BLW PMLD P1- to completed P3ii			
Other Values	A / D Absent / Disappled					A/D			

### Key Features at Key Stage 1:

- Pupils' scores have been mapped onto the KS1 pre-key stage standards.
- Students performed in line with teacher expectations with all students in the upper or median quartiles (43% and 57%).

## Key Stage 2 SATS 2018-19

Reporting mechanism to DFE					Number of pupils					
Key stage 2	Writing	Reading	Maths	Science	WS P-Steps	Writing	Reading	Maths	Science	
High Attaining	GDS Working at Greater Depth within the expected	N/A	N/A	EXS Working at the Expected Standard	KS2 Teacher assessment framework codes not required for Reading or Maths if pupil sat corresponding test	GDS (>P16)				
Expected Standard	EXS Working at the Expected Standard	N/A	N/A			EXS (completed P15)				
Lower Attaining	WTS Working Towards the expected Standard	N/A	N/A	HNM* Has Not Met the expected standard	Final Pre-KS2 standards codes required for all subjects if pupil not working within the national curriculum assessment standard (did not sit tests)	WTS (Completed P11 - P14)				
	PK6 Standard 6 (working at the KS1 expected standard)					Working within P11	1	2	1	
	PK5 Standard 5 (working towards the KS1 expected standard)					Working within P10	2		2	
	PK4 Standard 4					Working within P9	1	3	1	
	PK3 Standard 3					Working within P8	1	2	4	5
	PK2 Standard 2					P6 - completed P7 (within P6 and P7)	3	1	1	3
	PK1 Standard 1					P4 - completed P5 (within P4 and P5)	3	2	1	1
	BLW (with P-Scales) (Reported with P-scales 1-4 or NOTSEN, as appropriate)				BLW PMLD P1- to completed P3ii	2	3	3	4	
Other Values	A Absent	D Disappointed	L Left	F / P Pupil taken test in future / past	Non subject specific study	A/D				

### National Test Results Key Stage 2

- 6 students sat KS2 SATS this academic year.
- A scaled score of 100 shows students have met the standard of the test. The lowest scaled score is 80. An N indicates that a student has not achieved an outcome.
- **More students were entered for KS2 SATs than any other year with positive results!**

	Writing	Reading	Maths
Student 1	81	N	82
Student 2	85	N	N
Student 3	80	86	84
Student 4	83	83	80
Student 5	83	80	82
Student 6	91	85	82
Average scaled score	84	84	82

## Key Stage 4 – GCSE / BTEC Results 2018-2019

Key stage 4 GCSE Exam results 2018 - 2019														
GRADE	9	8	7	6	5	4	3	2	1	U/Fail	Pass rate	L1	L2	No of candidates
English language				1	1		2		1		100%			5
English literature							2	1	2		100%			5
Maths						1	1	1	1	1	80%			5
Science (double award)					2	1	3	4			100%			5
Geography						1	1	2	1		100%			5
History							4				100%			4
Art and Design				1	1				1	1	100%			4
Creative Craft											100%		1	1
IT Certificate											100%	5		5

## Key Stage 4 - Entry Level Results 2018-2019

Entry level award	Entry 1	Entry 2	Entry 3	U/Fail	Pass rate	Number of candidates
English (Step up silver)	5				100%	5
Maths	6				100%	6
Science	7				100%	7
Communication	3				100%	3
Occupational studies			4		100%	4
Exploring occupational studies			9		100%	9
ICT (functional skills)	1	5			100%	6
Humanities		2	10		100%	12
Personal progress	7				100%	7
Towards independence	7				100%	7

### Key Features:

- 75% of students achieved or exceeded teacher prediction for their GCSE results.
- Maths performed in line with their expectations but not to the same extent as other subjects. 1 student received a U for Maths.
- English Language gained the highest point score on GCSE with results; a grade 6 was achieved.
- 3 students gained high enough results to migrate to mainstream college.

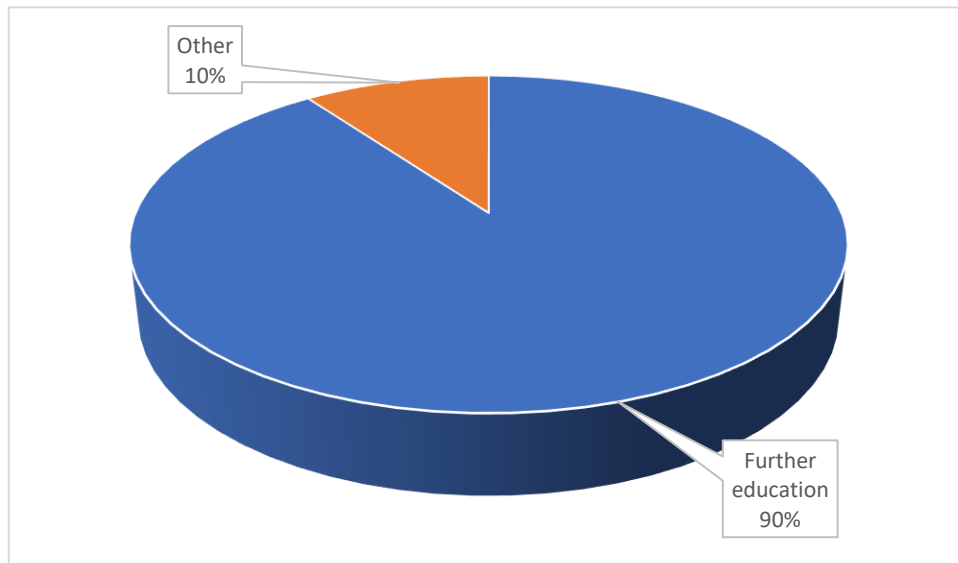
## Key Stage 5 (SIXTH FORM) 2018 to 2019

GRADE	9	8	7	6	5	4	3	2	1	U/Fail		L1	L2		Entry 1	Entry 2	Entry 3	Pass rate	No of candidates
<b>GCSE</b>																			
GCSE English language						2	2					N/A			N/A			100%	4
GCSE Maths							2	1							N/A			100%	5
<b>Level 1 and 2 Qualifications</b>																			
Asdan CoPE	N/A											7			N/A			100%	7
Home cooking skills	N/A											4	2		N/A			100%	6
<b>Entry Level certificates</b>																			
ELC English (Step up gold)	N/A																5	100%	5
NCFE Maths	N/A															2	3	100%	5
OCR Life & Living skills	N/A													1	1	5	100%	7	

### Key Features:

- 100% pass rate for all accreditation – increase on last year where 3.8% failed at Entry Level.
- 86% (6 out of 7 KS5 GCSE resit students) achieved their predicted grade or higher.

## Destination data at end of Key Stage 5



- 90% of the cohort have moved to further education
- 10% (2 students) have not accessed further education – student 1 was too unwell and is currently under Forward Thinking Birmingham and the Adult Transition Team whilst student 2 had been severely ill and parents made the decision to keep him at home but the Adult Transition Team have been notified.