

# Parental controls guide

# Yubo guide

## Parental Controls information

### Type of guide

Social media privacy guides

---

### Features and Benefits

Yubo features a number of functions to help your child manage who can see their profile and how they interact with others. They can also use the reporting function to flag content that breaks community guidelines and upsets them.

---

### What specific content can I restrict?



Chatting



Innapropriate content



Privacy and identity theft



Social networking

---

### What do I need?

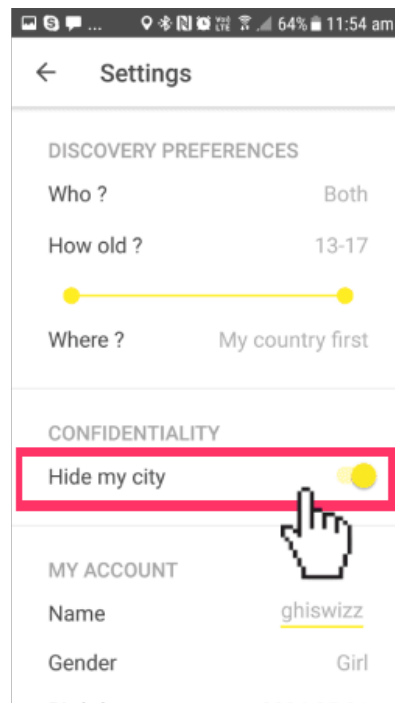
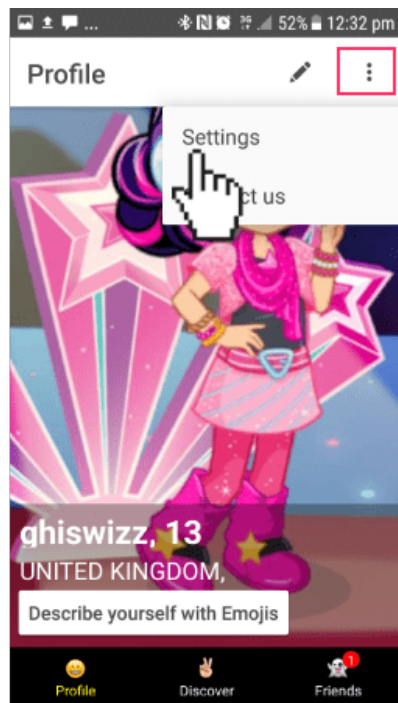
A Yubo account (username and password)

# Yubo guide

## Step by step guide

1

Manage location sharing: Tap the three-dot icon at the top of the profile screen. Select Settings from the drop-down menu. Once on the Settings page ensure the 'Hide my city' option is swiped on.

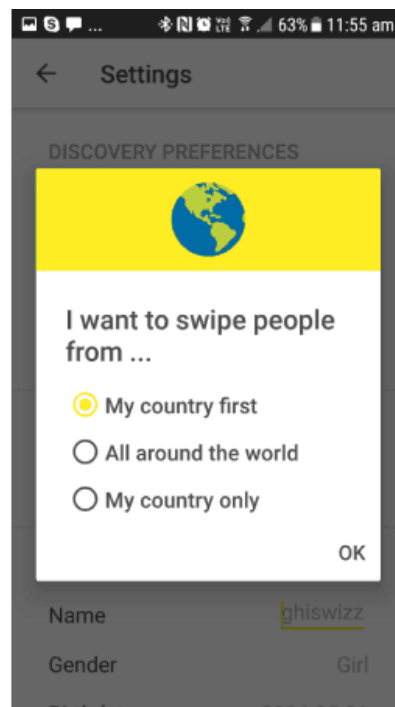
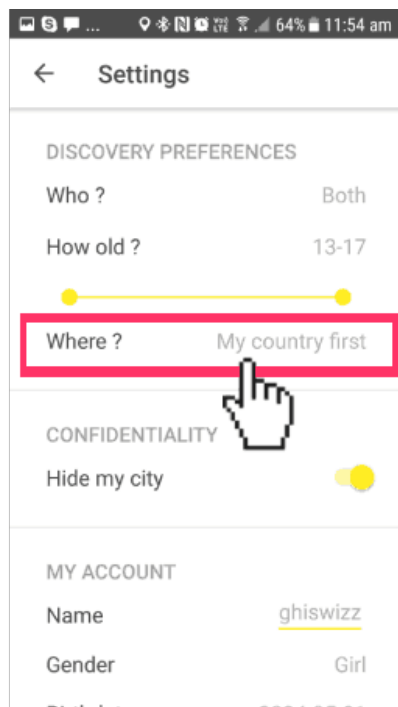


# Yubo guide

## Step by step guide

2

Discover preference: Tap 'Where' to manage how much of their location they share to find other users around the world: 'My country first' 'All around the world' 'My country only'.

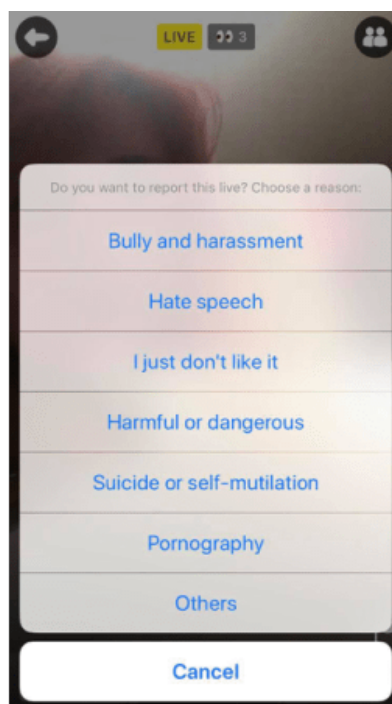
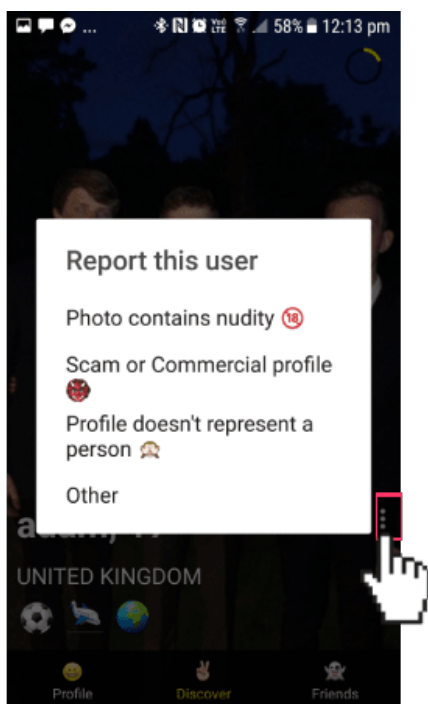


# Yubo guide

## Step by step guide

3

Report and flag content: To report a picture tap on the three-dot icon and you will see a menu where you can select a reason why it's inappropriate. You can also report a live stream by tap the same icon to see the menu. Visit Yubo's safety centre for more support: [safety.yubo.live](https://safety.yubo.live)

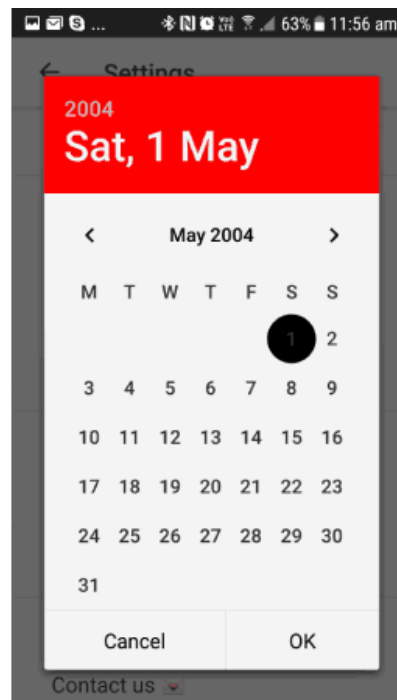
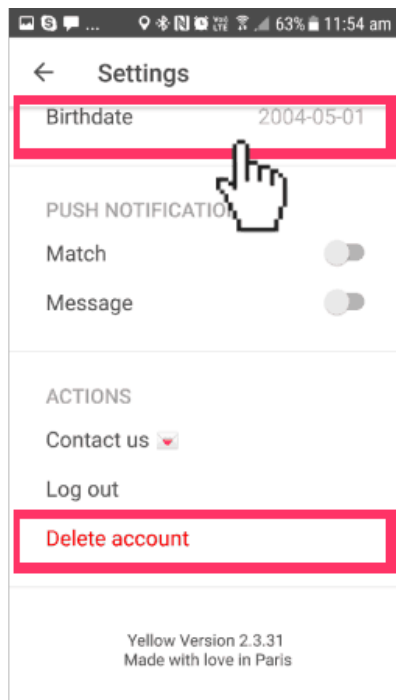


# Yubo guide

## Step by step guide

4

Change age on settings: Please note that you can amend the date of birth in the settings. There is also an option to delete the account in the menu which will remove all your content from the app.



# Yubo guide

## Step by step guide

5

Safety prompts: To help teens to stay safe there are safety prompts that come up every time they live stream which highlights Yubo's community features.

