

Parental controls guide

Xbox Live guide

Parental Controls information

Type of guide

Gaming consoles and platforms

Features and Benefits

Xbox Live Privacy Settings allow you to control how your child interacts with other players online and how much content they're exposed to. You can also add individual Xbox Live restrictions through your Xbox 360 and Xbox 360 One settings.

What specific content can I restrict?



Browser Access



Chatting



Game Ratings



Innapropriate content

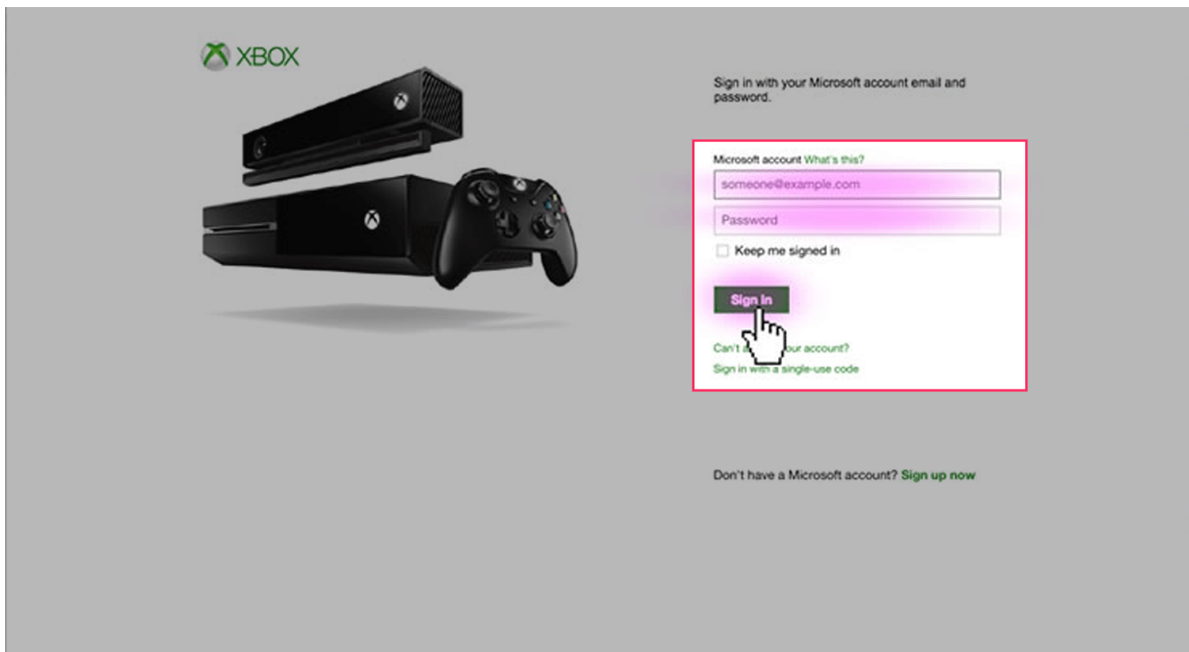
What do I need?

An Xbox account. (Email address and Password)

Xbox Live guide



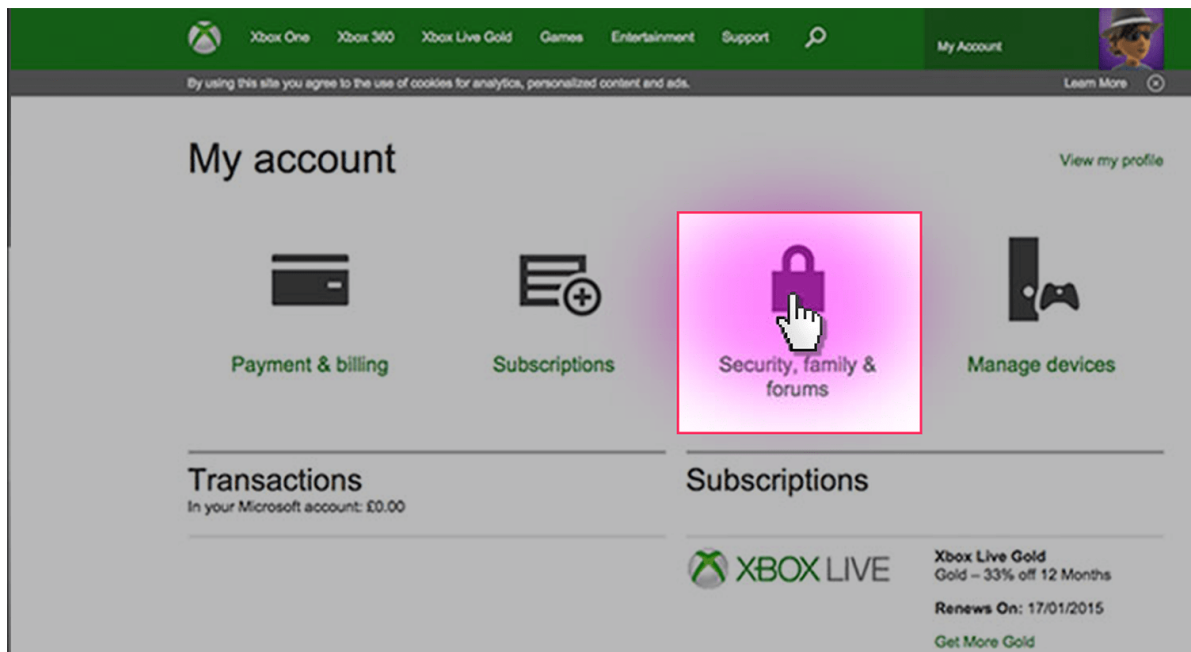
Go to Your Xbox account and sign into the Xbox Live account using the email address and password.



Xbox Live guide



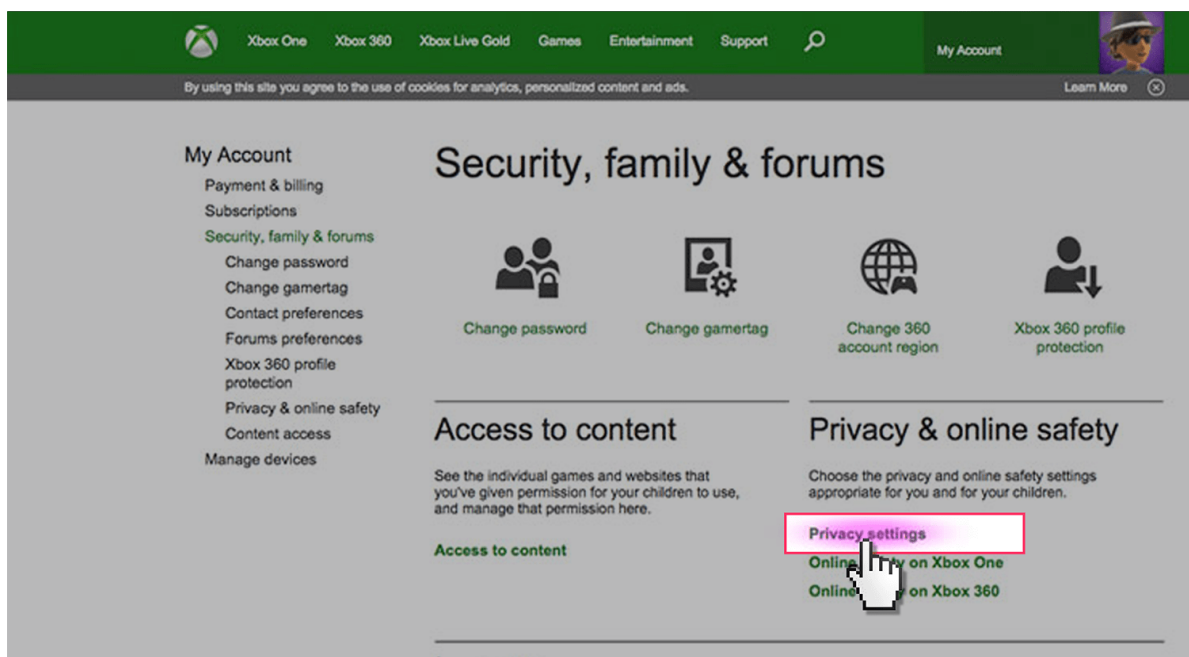
On your account home screen click on the 'Security, family & forums' icon.



Xbox Live guide



Click on the 'Privacy settings' button.



The screenshot shows the Xbox Live account settings page. The top navigation bar includes links for Xbox One, Xbox 360, Xbox Live Gold, Games, Entertainment, Support, and My Account. A search icon is also present. Below the navigation bar, there is a cookie consent message. The main content area is divided into two columns. The left column, titled 'My Account', lists various settings including Payment & billing, Subscriptions, Security, family & forums, Contact preferences, Forums preferences, Xbox 360 profile protection, Privacy & online safety, Content access, and Manage devices. The right column, titled 'Security, family & forums', contains four interactive buttons: 'Change password', 'Change gamertag', 'Change 360 account region', and 'Xbox 360 profile protection'. Below these buttons, there are two sections: 'Access to content' and 'Privacy & online safety'. The 'Privacy & online safety' section is highlighted with a pink box, and a mouse cursor is pointing at the 'Privacy settings' link within it. Other links in this section include 'Online privacy on Xbox One' and 'Online privacy on Xbox 360'.

Xbox Live guide




Select your protection level in each category to suit your family needs.

My Account

- Payment & billing
- Subscriptions
- Security, family & forums
 - Change password
 - Change gamertag
 - Contact preferences
 - Forums preferences
 - Xbox 360 profile protection
 - Privacy & online safety**
 - Content access
- Manage devices

Privacy & online safety

The gamerpics below show the people in your Xbox family. To change someone's privacy and online safety settings, select their gamerpic, then make changes, then press Save. Any adult in the family can manage the settings for all the children in the family, but children can only see (and not set) their own settings. Parents if you update your child's settings, they will need to log out and log in for them to take effect.

<  >

Privacy Xbox One Online Safety Xbox 360 Online Safety

See other people's Xbox Live profiles (Xbox 360: Profile Viewing)

Decide to allow or block seeing other people's history and achievements from an Xbox One. A profile includes information about a member's game history and achievements. It can also contain a gamer's motto and personal info, which you may find inappropriate.

Everybody Friends **Block**