

# Parental controls guide

# Sarahah

## Parental Controls information

### Type of guide

Social media privacy guides

---

### Features and Benefits

Due to the nature of the anonymous social media app and the lack of safety settings, we would recommend that children under 17 years old not use the app. However, if your child is using it there are some privacy settings that can be used to protect them.

---

### What specific content can I restrict?



Privacy

---


### What do I need?

Access to the Sarahah app on a device

# Sarahah

## Step by step guide

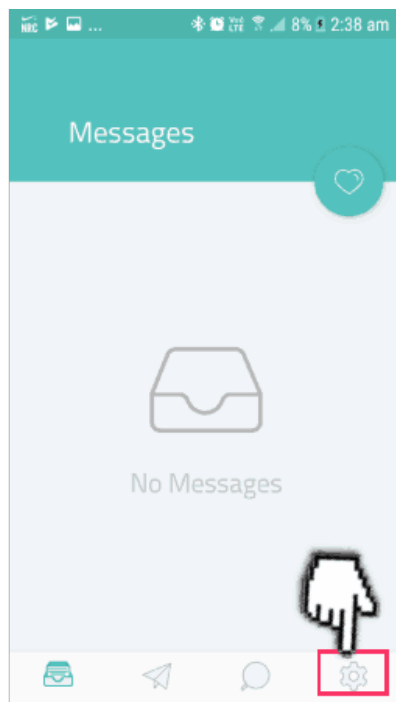
- 1 Launch the app on the your child's device



# Sarahah

## Step by step guide

- 2 Go to the gear icon at the bottom of the page.

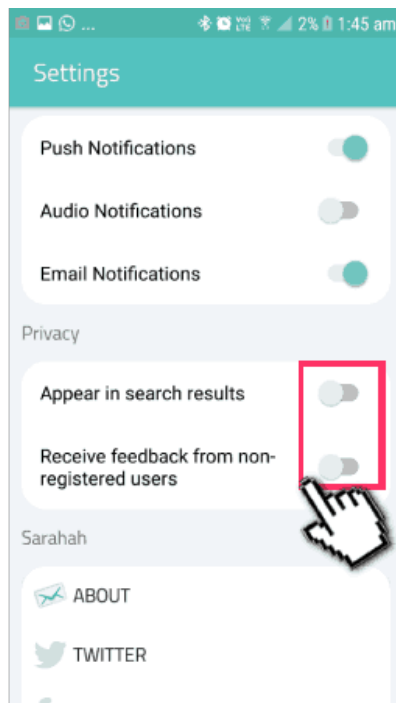


# Sarahah

## Step by step guide

3

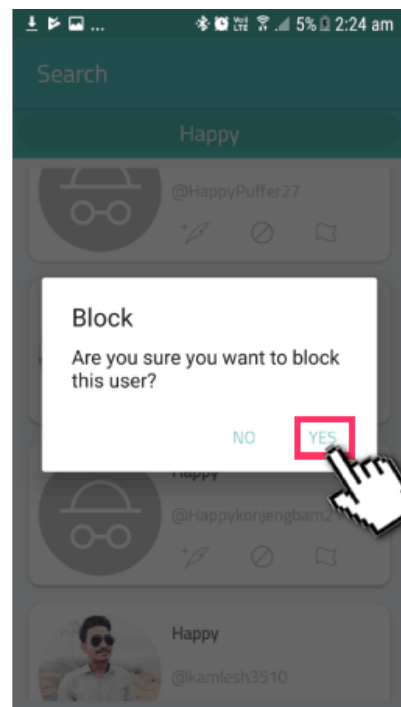
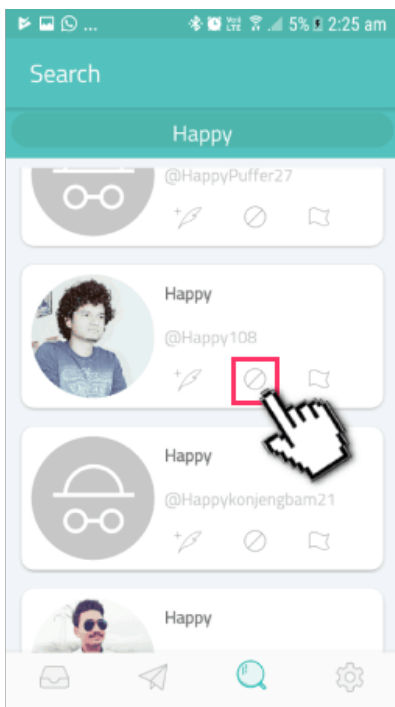
Ensure that 'Appear in search results' and 'Receive feedback from non-registered users' is turned off'.



# Sarahah

## Step by step guide

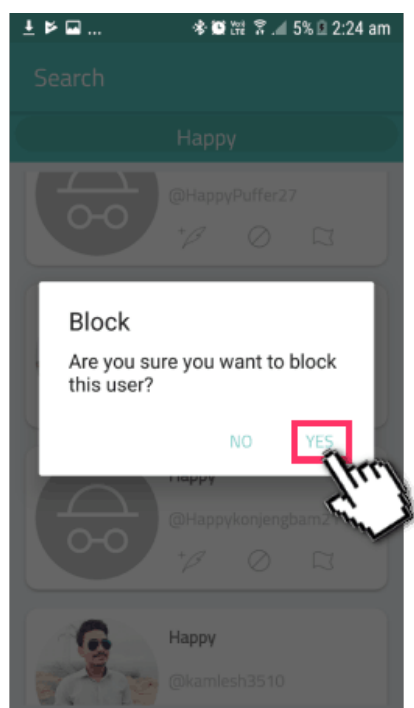
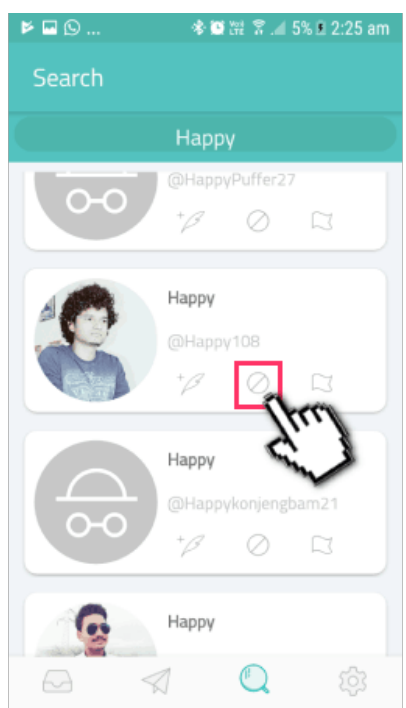
- 4 Report a user Tap the search icon on the bottom menu and enter the name of the user. Tap the flag icon and you will be prompted to answer 'Yes or no' to report the user.



# Sarahah

## Step by step guide

- 5 Block a user Tap the search icon on the bottom menu and enter the name of the user. Tap the block icon and you will be prompted to answer 'yes or no' to block the user.



# Sarahah

## Step by step guide

6

Block user through messages sent If your child receives an inappropriate message from someone, you can block the person who sent it by selecting the circular caution symbol in the message. For more details of how the app works, see Common Sense Media full review of Sarahah.

